
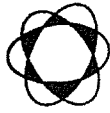


ภาคผนวก จ

เอกสารสอบเทียบเครื่องมือที่ใช้ในการตรวจวิเคราะห์

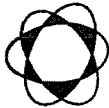


ตารางการสอบเทียบเครื่องมือที่ใช้ในการตรวจวัดและวิเคราะห์



Thai Environmental Technic Limited
บริษัท เทคโนโลยีสิ่งแวดล้อมไทย จำกัด

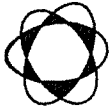
Item	Description	Parameter	List of Equipment	Equipment No.	Calibration	Next Calibration
1.	Stack Air	Particulate	Dry Gas Meter/SK25	S/N 8005333	07/02/2024	February 2025
			Digital Barometer/PHB-318	S/N B011407	03/05/2024	May 2025
			Digital Thermometer/DP-52	S/N L411635	04-10/04/2024	April 2025
			Electronic Balance/METTLER TOLEDO	S/N 1116392227	10/04/2024	April 2025
			Gas Analyzer/(E-instruments)/E6000-5DS	S/N 1339	01/06/2024	June 2025
2.	Ambient Air	NO _x as NO ₂	Gas Analyzer/(E-instruments)/E6000-5DS	S/N 1339	01/06/2024	June 2025
			Gas Analyzer/(E-instruments)/E6000-5DS	S/N 1339	01/06/2024	June 2025
			Gas Analyzer/(E-instruments)/E6000-5DS	S/N 1339	01/06/2024	June 2025
			ORIFICE TRANSFER STANDARD/Tisch	S/N 0068	17/08/2023	August 2024
			High Volume Air Sampler/TET	S/N TSP-15	02/07/2024	July 2025
		TSP	High Volume Air Sampler/TET	S/N TSP-17	03/07/2024	July 2025
			High Volume Air Sampler/TET	S/N TSP-30	01/07/2024	July 2025
			High Volume Air Sampler/TET	S/N TSP-35	04/07/2024	July 2025
			High Volume Air Sampler/TET	S/N TSP-36	03/07/2024	July 2025
			Electronic Balance/METTLER TOLEDO	S/N 1116392227	10/04/2024	April 2025
		ORIFICE PM-10	ORIFICE TRANSFER STANDARD/Tisch	S/N 0068	17/08/2023	August 2024
			High Volume Air Sampler/TET	S/N PM10-2	01/07/2024	July 2025
			High Volume Air Sampler/TET	S/N PM10-17	03/07/2024	July 2025
			High Volume Air Sampler/TET	S/N PM10-19	03/07/2024	July 2025
			High Volume Air Sampler/TET	S/N PM10-24	03/07/2024	July 2025
		NO ₂	High Volume Air Sampler/TET	S/N PM10-32	05/07/2024	July 2025
			Electronic Balance/METTLER TOLEDO	S/N 1116392227	10/04/2024	April 2025
			CERTIFICATE OF ACCURACY : Linde	S/N A00917SK	05/07/2023	July 2026
			NO _x Analyzer/API 200E	S/N 737	07/10/2024	April 2025
			NO _x Analyzer/API 200A	S/N 1775	08/10/2024	April 2025
		SO ₂	NO _x Analyzer/Teledyne T200	S/N 5160	07/10/2024	April 2025
			CERTIFICATE OF ACCURACY : Linde	S/N D636157	18/09/2023	September 2027
			SO _x Analyzer/API 100A	S/N 856	26/10/2024	April 2025
			SO _x Analyzer/API 100E	S/N 1488	15/10/2024	April 2025
			SO _x Analyzer/Thermo 43C	S/N 43C67091355	28/09/2024	March 2025



ตารางการสอบเทียบเครื่องมือที่ใช้ในการตรวจวัดและวิเคราะห์ (ต่อ)

Item	Description	Parameter	List of Equipment	Equipment No.	Calibration	Next Calibration
2.	Ambient Air (Count)	WS & WD	Wind speed and wind direction/Vantage VUE	S/N MT221012035	19/11/2024	November 2025
			Wind speed and wind direction/Vantage VUE	S/N MS220705046	19/11/2024	November 2025
			Wind speed and wind direction/Vantage VUE	S/N MT220822047	19/11/2024	November 2025
3.	Working Air	Total Dust	Personal Air Sampler/Gilian	S/N 20151102193	13/12/2024	12/01/2025
			Personal Air Sampler/Gilian	S/N 20111203066	13/12/2024	12/01/2025
			Electronic Balance/XP 205	S/N 1129273885	10/04/2024	April 2025
		Respirable Dust	Personal Air Sampler/Gilian	S/N 20120202042	13/12/2024	12/01/2025
			Personal Air Sampler/Gilian	S/N 20151003021	13/12/2024	12/01/2025
			Electronic Balance/XP 205	S/N 1129273885	10/04/2024	April 2025
4.	Water	Temperature	pH Meter (Temperature)/Horiba	S/N B06D0012	30/10/2024	October 2025
		pH	pH Meter/Horiba	S/N B06D0012	30/10/2024	October 2025
		Electrical Conductivity	Conductivity Meter/Horiba	S/N D66G0003	29/01/2024	January 2025
		TSS	Electronic Balance/METTLER TOLEDO	S/N 1116392227	10/04/2024	April 2025
		TDS	Electronic Balance/METTLER TOLEDO	S/N 1116392227	10/04/2024	April 2025
		DO	DO Meter/HORIBA	S/N D75J0012	09/02/2024	February 2025
		BOD	BOD Incubator/Model i250-DS	S/N 0408-0115-0008	09/04/2024	April 2025
		Na	ICP394/PerkinElmer/OPTIMA8000	S/N 078N1310024C	27/09/2024	March 2025
		Ca	ICP394/PerkinElmer/OPTIMA8000	S/N 078N1310024C	27/09/2024	March 2025
		Mg	ICP394/PerkinElmer/OPTIMA8000	S/N 078N1310024C	27/09/2024	March 2025
		NO ₃ -N	Spectrophotometer/Blue Star A	S/N 1606UV1507	09/04/2024	April 2025
		Pb, Cd	Atomic Absorption Spectrophotometer	S/N PZBS23100902	27/12/2023	27/12/2024
			Model/PinAAcle 900Z			
		Hg, As	Atomic Absorption Spectrophotometer	S/N 040S0110503	27/09/2024	March 2025
			Model/AAAnalyst 100			
		Cu	ICP394/PerkinElmer/OPTIMA8000	S/N 078N1310024C	27/09/2024	March 2025
		Fecal Coliform Bacteria	Incubator Model INE 500	E.505.1143	09-10/04/2024	April 2025
		Pesticide	Gas Chromatograph/GC7890B	S/N CN16343040	25/09/2024	September 2025

ตารางการสอบเทียบเครื่องมือที่ใช้ในการตรวจวัดและวิเคราะห์ (ต่อ)



Thai Environmental Technic Limited
บริษัท เทคโนโลยีสิ่งแวดล้อมไทย จำกัด

Item	Description	Parameter	List of Equipment	Equipment No.	Calibration	Next Calibration
5.	Sound Level	Leq 24 hr	Sound Level Calibrator/TENMARS TM-100	S/N 180501628	13/08/2024	August 2025
			Sound Level Calibrator/TENMARS TM-100	S/N 181203570	26/04/2024	April 2025
			Integrated Sound Level/ACO TYPE 6226	S/N 100099	01/09/2024	30/09/2024
			Integrated Sound Level/ACO TYPE 6226	S/N 160213	01/09/2024	30/09/2024
			Integrated Sound Level/ACO TYPE 6226	S/N 160205	01/12/2024	31/12/2024
6.	Occupational Health and Safety	Calibrator Leq 8 hr	Integrated Sound Level/ACO TYPE 6226	S/N 160211	01/12/2024	31/12/2024
			Sound Level Calibrator/Digicon Tenmars	S/N 180501628	13/08/2024	August 2025
			Integrated Sound Level/ACO TYPE 6236	S/N 222036	01/12/2024	31/12/2024
			Integrated Sound Level/ACO TYPE 6236	S/N 112029	01/12/2024	31/12/2024
			Integrated Sound Level/ACO TYPE 6236	S/N 152077	01/12/2024	31/12/2024
		Noise Dose	Integrated Sound Level/ACO TYPE 6236	S/N 222245	01/12/2024	31/12/2024
			Noise Dosimeter/TENMARS SOUNDTEK/ST-130	S/N 220100055	11/03/2024	11/03/2025
			Noise Dosimeter/TENMARS SOUNDTEK/ST-130	S/N 220100056	11/03/2024	11/03/2025
			Noise Dosimeter/TENMARS SOUNDTEK/ST-130	S/N 220100057	11/03/2024	11/03/2025
			Noise Dosimeter/TENMARS SOUNDTEK/ST-130	S/N 200300133	23/02/2024	23/02/2025
		Heat	Thermal Environment Monitor/Quest/QUESTemp 34	S/N TEK060009	30-31/01/2024	January 2025
			Thermal Environment Monitor/JANTY TECH/JT2011-E2A	S/N 3522210145	19/03/2024	March 2025



THAI ENVIRONMENTAL TECHNIC LIMITED
บริษัท เทคโนโลยีสิ่งแวดล้อมไทย จำกัด

CONTROL UNIT CALIBRATION

(Metric units , mm)

Date **7-Feb-24**

	Initial	Final	Average	
Barometric press, Pb	758.7	759.2	759.0	mmHg

Dry Gas Meter Data

Console No. **M50-01**

Metering System ID

DGM Number **8005333**

DGM Model **SK 25**

Reference Dry Gas Meter Data

Serial No. **913428**

Model. **S-110**

Correction factor(Yr) **1.0209**

Last Calibration Data **26-May-23**

Orifice manometer setting ΔH mm H ₂ O	Ref .	DGM Volume V _m Liters	Temperature (° C)				Time min	DGM Correction factor (Y)	$\Delta H@$ mm H ₂ O
	DMG		Ref DGM T _r	Dry Gas Meter					
	Volume V _r Liters			Inlet T _i	Outlet T _o	Avg T _m			
15.00	100.00	100.02	28.00	28.00	29.00	28.50	8.36	1.0209	46.0356
25.00	100.00	99.95	28.00	28.00	29.00	28.50	6.49	1.0206	46.2849
50.00	100.00	99.73	28.00	28.00	29.00	28.50	4.58	1.0204	46.2125
80.00	100.00	99.47	28.00	28.00	29.00	28.50	3.59	1.0201	45.5608
100.00	100.00	99.25	28.00	28.00	29.00	28.50	3.23	1.0204	46.1904

Average **1.0205** **46.0568**

Dued Date of Calibrate **8-Feb-25**

Calibrated by : *[Signature]*

Approved : *[Signature]*

Note: For Calibration Factor Y, the ratio of the reading of the calibration meter to the dry gas meter, acceptable tolerance of individual values from the average is ± 0.02 .

Note: For $\Delta H@$, Orifice pressure differential that equates to 0.75cfm (0.0212m³/min) at standard temperature and pressure, acceptable tolerance of individual values from the average is ± 0.2 inches (5.1mm)H₂O.



TECHNOLOGY PROMOTION ASSOCIATION (THAILAND-JAPAN)
CORPORATE SERVICES 3: EQUIPMENT CALIBRATION AND TESTING SERVICES
534/4 PATTANAKARN ROAD SOI 18, SUANLUANG, SUANLUANG, BANGKOK 10250
TEL. 0-2717-3000-24 FAX. 0-2719-9484



Certificate of Calibration

Certificate No. : 24P1476

Page : 1 of 2

Equipment : Digital Barometer

Manufacturer: Lutron

Model : PHB-318

Serial No.: B011407

ID No.: NO.1

Condition As-Received: Used Item

Received Date: 30 April 2024

Calibration Date: 03 May 2024

Reference: 2404-0751DSC

Submitted by: Thai Environmental Technic Limited

Ambient Temperature: (23 ± 2) °C

Relative Humidity: (50 ± 15) %

Atmospheric Pressure: 1006 mbar

This certificate may not be reproduced other than in full,
except with the prior written approval of the head of
Corporate Services 3: Equipment Calibration and Testing Services.

1/6 Soi Ramkhamhaeng 145, Khwaeng/Khet Saphan Sung,
Bangkok 10240

Procedure used: The calibration was conducted by direct comparison method against Pressure Measuring Instruments Standard according to calibration procedure CP-P10, using " DKD-R 6-1 ; Calibration of Pressure Gauges " as a guidelines.

Condition of this result of calibration

1.Reference standards instruments :

<u>Instrument</u>	<u>Model</u>	<u>Serial No.</u>	<u>Certificate No.</u>	<u>Due Date</u>
1) Digital Manometer	767367	91R724799	MP-0114-23	31 May 2024

2.This result of calibration was made on requested at the point specified by customer.

3.Scale and conversion factor is 1 kPa = 7.50062 mmHg

4.This result of calibration instrument was in absolute pressure.

5.This instrument was used clean air as pressure media.

6.This instrument was installed in vertical orientation and center of the device was used as the reference level.

7.The certificate is valid only to the item calibrated on date and place of calibration.

8.This Certification is traceable to the International System of Unit maintained through:-

-National Institute of Metrology Thailand (NIMT)

Calibrated by : Suwit Aussarree

Issue Date : 07 May 2024

Approved Signatory :

Attapol P.

[] Phalinee Prabpaipal

[] Sura Suwannasri

[✓] Attapol Panurach



Cert.No.: 24P1476

Page: 2 of 2

Result of calibration:- Without adjustment

Range : 730 mmHg to 770 mmHg

Function:- Absolute Pressure Measurement

Resolution : 0.1 mmHg

Increasing Pressure

Applied Pressure (mmHg)	731.02	741.02	751.02	761.02	771.02
UUC* Indication (mmHg)	731.2	741.2	751.1	761.1	771.1
Error (mmHg)	0.18	0.18	0.08	0.08	0.08

Decreasing Pressure

Applied Pressure (mmHg)	771.02	761.02	751.02	741.02	731.02
UUC* Indication (mmHg)	771.1	761.1	751.1	741.2	731.2
Error (mmHg)	0.08	0.08	0.08	0.18	0.18

The uncertainty of measurement was ± 0.13 mmHg

* UUC = Unit Under Calibration

The reported uncertainty of measurement was based on a standard uncertainty multiplied by a coverage factor $k = 2$, providing a level of confidence of approximately 95 %.

-o0o-



TECHNOLOGY PROMOTION ASSOCIATION (THAILAND-JAPAN)
CORPORATE SERVICES 3: EQUIPMENT CALIBRATION AND TESTING SERVICES
534/4 PATTANAKARN ROAD SOI 18, SUANLUANG, SUANLUANG, BANGKOK 10250
TEL. 0-2717-3000-24 FAX. 0-2719-9484



Certificate of Calibration

Certificate No. : 24T625

Page : 1 of 2

Equipment : Digital Thermometer With Sensor

Manufacturer: Digicon

Model : DP-52

Serial No.: L411635

ID No.: No.10

Condition As-Received: Used Item

Received Date: 12 March 2024

Calibration Date: 04 April 2024
to 10 April 2024

Reference: 2403-0381DSC

Ambient Temperature: (25 \pm 3) °C

Relative Humidity: (50 \pm 20) %

This certificate may not be reproduced other than in full,
except with the prior written approval of the head of
Corporate Services 3: Equipment Calibration and Testing Services.

Submitted by: Thai Environmental Technic Limited

1/6 Soi Ramkhamhaeng 145, Khwaeng/Khet Saphan Sung,
Bangkok 10240

Procedure used: Calibration were conducted using in-house calibration procedure CP-T01 according to comparison with Industrial Platinum Resistance Thermometer (IPRT) into liquid bath temperature controller and comparison with Standard Thermocouple (Type R/S) into high temperature furnace.
The temperature scale used was based on ITS-90.

Condition of this result of calibration

1.Reference standards instruments :

<u>Instrument</u>	<u>Model</u>	<u>Serial No.</u>	<u>Certificate No.</u>	<u>Due Date</u>
1) Digital Thermometer	1529	A4B760	23I1123	21 Sep 2024
2) Industrial Platinum Resistance Thermometer	5627	824302	23I1123	21 Sep 2024
3) Digital Multimeter	2700	4016315	23EH24	06 Oct 2024
4) Standard Thermocouple Probe (Type S)	TCS	TCS-001	TT-0004-24	09 Jan 2025

2.The certificate is valid only to the item calibrated on date and place of calibration.

3.This Certification is traceable to the International System of Unit maintained through:-

- Technology Promotion Association (Thailand-Japan), NSC-ONSC Accredited No. Calibration 0008
- National Institute of Metrology Thailand (NIMT)

Calibrated by : Anuchit Pangchata

Issue Date : 19 April 2024

Approved Signatory :

- ☐ Phalinee Prabpaipal
☐ Chatchawan Khunpiluek
☒ Wanlop Larpkern

B 0339236



Cert. No.: 24T625

Page.: 2 of 2

Result of Calibration:-

Without Adjustment

Function: Temperature measurement for Channel T1

This equipment was connected with Thermocouple Type K S/N. 11005001 ID No. NO.10

Dimension of probe : Diameter 8 mm., Length 1030 mm. Sheath material : Stainless Steel

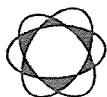
<u>Immersion</u> <u>Depth</u>	<u>Standard</u> <u>Temperature</u>	<u>UUC*</u> <u>Reading</u>	<u>Error</u>	<u>Uncertainty</u> <u>of Measurement</u>
(mm.)	(°C)	(°C)	(°C)	(±°C)
180	200.0012	200.0	-0.0012	0.74
180	400.0019	399.9	-0.1019	1.4
180	599.98	601.9	1.9200	3.1

UUC* : Unit Under Calibration

The reported uncertainty of measurement was based on standard uncertainty multiplied by a coverage factor $k = 2$, providing a level of confidence of approximately 95%.

-o0o-

a 1210754



Thai Environmental Technic Limited
บริษัท เทคโนโลยีสิ่งแวดล้อมไทย จำกัด

Portable Gas Calibration Report

Manufacturer : E-instruments
Instrument Model : E6000-5DS
Instrument serial no. : 1339
Instrument ID : 11

Date of Calibration: 1-Jun-24
Ambient Condition
Temperature (23±5 °C) : 25.0 ° C
Humidity (55±15 % RH) : 50.0 % RH
Barometer (mmHg) : 758.4 mmHg

Standard gas References

Standard gas	Cylinder No.	Traceability	Due date
Oxygen (O ₂)	36232	Linde	June 26, 2031
Nitric Oxide(NO)	D824463	Linde	June 5, 2026
	D824524	Linde	August 22, 2025
Nitrogen Dioxide(NO ₂)	CC518873	Airgas	August 17, 2024
	CC518878	Airgas	August 18, 2024
Sulfur Dioxide (SO ₂)	D824500	Linde	October 11, 2024
	D271305	Linde	October 11, 2024
Carbon Monoxide(CO)	D824500	Linde	October 11, 2024
	D271305	Linde	October 11, 2024

Calibration Results

Parameter	Standard gas	Reading	Actual Error	Test Limit	Results
O ₂ (%vol)	0.0	0.0	0.0	±0.2 % vol	PASS
	14.0	14.0	0.0		
NO (ppm)	0.0	0.0	0.0	±5.0 ppm 0...100 ppm ±5% measured Value 101....5000 ppm	PASS
	198.0	199.0	1.0		
NO ₂ (ppm)	0.0	0.0	0.0		PASS
	40.1	40.9	0.8		
SO ₂ (ppm)	0.0	0.0	0.0		PASS
	406.0	406.0	0.0		
CO (ppm)	0.0	0.0	0.0		PASS
	404.0	405.0	1.0		
	793.0	794.0	1.0		

Calibrate by:

Approved by :

CERTIFICATE OF CALIBRATION

Certificate No. : COF-008-66

Page 1 of 2 Pages

MEASUREMENT ITEM : Top Load Orifice
MANUFACTURER : TISCH
MODEL/TYPE : TE-5025A
SERIAL NUMBER : 0068
ID NUMBER : -
CONDITION AS-RECEIVED : Used item
CUSTOMER : Thai Environmental Technic Limited.
1/6 Soi Ramkhamhaeng 145, Khwaeng/Khet Saphan Sung,
Bangkok 10240

RECEIVED DATE : 08 Aug 2023
MEASUREMENT DATE : 17 Aug 2023
ISSUE DATE : 17 Aug 2023

ENVIRONMENTAL CONDITIONS:

Ambient condition in the laboratory are as follow:

Temperature	: 23.0 ± 3.0	°C
Relative Humidity	: 55.0 ± 15.0	%RH
Atmospheric Pressure	: 1010 ± 10	hPa

CALIBRATION CONDITION:

Preconditioning : 24 hours at ambient conditions.
Measurement Condition : The average values during measurement are 23.8 °C and 54.3 %RH.

Calibration procedure:

The Orifice gas flow device was calibrated against Standard Rotary Displacement Meter (Roots Meter) Model G65/IMC/W2-dp. The WI-CL-004 was used as a calibration guideline.

Traceability.

This certificate provides a traceability of The measurement to recognized the national standards, and to realization of the international system of units (SI) through the VSL (National Metrology Institute of Netherlands) via Certificate number: G2211901

Uncertainty of Measurement:

The reported uncertainty of measurement is based on the standard uncertainty multiplied by a coverage factor $k=2$, Which for a normal distribution corresponds to a coverage probability of approximately 95%. The standard uncertainty has been determined in accordance with the GUM 'Evaluation of measurement data - Guide to the expression of uncertainty in measurement'

NOTED: The certificate is valid only to the item calibrated on date and place of calibration.

TABULATION OF RESULTS:

The table on next page give the measured values.

Calibrated by:

- ☒ Mr. Sorawit Thachalad
☐ Miss Jitraporn Lertsomphol



Approved signatory:

Mr. Parinya Booncharoen
Calibration Department Manager

MEASUREMENT RESULTS:

The Orifice gas flow device was calibrated by direct comparison method with the Standard Rotary Displacement Meter (Roots Meter). The Humid air was used as a medium in the system. The standard conditions are 25°C (298.15 K) and 760 mmHg for standard temperature and standard pressure respectively.

Table 1: The results of Q Standard calibration data

Plate	Flow rate m^3/min	Pressure [Pa] mmHg	Temperature [Ta] °C	Temperature [Tm] °C	Δp_{meter} mmHg	$\Delta p_{Orifice}$ inH ₂ O	γ	Standard Flow [Q_s] m^3/min
1	0.700	754.191	23.89	23.40	50.276	1.674	1.291	0.651
2	1.005	754.148	23.80	23.70	54.969	3.395	1.839	0.929
3	1.118	754.084	23.88	23.81	37.664	4.407	2.095	1.058
4	1.175	754.076	23.87	23.79	27.625	5.018	2.236	1.127
5	1.420	754.047	23.89	23.81	27.348	7.362	2.708	1.363


Slope (m): 1.99045
 Intercept (b): -0.00789
 Correlation coefficient (r): 0.99979
 Uncertainty ($k=2$): 0.015 m^3/min

Table 2: The results of Q actual calibration data

Plate	Flow rate m^3/min	Pressure [Pa] mmHg	Temperature [Ta] °C	Temperature [Tm] °C	Δp_{meter} mmHg	$\Delta p_{Orifice}$ inH ₂ O	γ	Standard Flow [Q_s] m^3/min
1	0.700	754.191	23.89	23.40	50.276	1.674	0.812	0.654
2	1.005	754.148	23.80	23.70	54.969	3.395	1.156	0.932
3	1.118	754.084	23.88	23.81	37.664	4.407	1.318	1.062
4	1.175	754.076	23.87	23.79	27.625	5.018	1.406	1.132
5	1.420	754.047	23.89	23.81	27.348	7.362	1.703	1.368

Slope (m): 1.24671
 Intercept (b): -0.00497
 Correlation coefficient (r): 0.99979
 Uncertainty ($k = 2$): 0.015 m^3/min

End of Certificate of Calibration





Thai Environmental Technic Limited
บริษัท เทคนิคสิ่งแวดล้อมไทย จำกัด

High Volume TSP&PM-10 Calibration Report

Location : Thai Environmental Technic

Site ID : Bangkok

Date : 2-Jul-24

ITEM : TSP

Serial No : (No. 15)

Calibrate By : Pipat

Site Conditions

Barometric Pressure (mm Hg) : 760.00

Temperature (°C) : 25.0

Average Press. (mm Hg) : 754.4

Average Temp (°C) : 31.2

Corrected Pressure (mm Hg) : 760.0

Temperature (deg K) : 298.0

Corrected Average (mm Hg) : -

Average Temp (Deg K) : -

Calibration Orifice

Make : Tisch

Model : TE-5025A

Serial# : 0068

Qstd Slope : 1.99045

Qstd Intercept : -0.00789

Calibration Due Date : 16-Aug-24

Calibration Information

Plate or Test #	ORIFICE (in H ₂ O)	Qstd (m ³ /min)	Indicate (CFM)	IC (corrected)	Linear Regression Slope : 29.5363 Intercept : 5.9092 Corr. Coeff : 0.9873 # of Observations : 5
1	12.60	1.787	60.0	57.00	
2	9.40	1.544	54.0	52.00	
3	7.20	1.352	50.0	48.00	
4	5.00	1.127	40.0	40.00	
5	3.00	0.874	30.0	30.00	

Calculations

$$Qstd = 1/m[\text{Sqrt}(H_2O(Pa/Pstd)(Tstd/Ta)) - b]$$

$$IC = I[\text{Sqrt}(Pa/Pstd)(Tstd/Ta)]$$

Qstd = standard flow rate

IC = corrected chart response

I = actual chart response

m = calibrator Qstd slope

b = calibrator Qstd intercept

Ta = actual temperature during calibration (deg K)

Pa = actual pressure during calibration (mm Hg)

Tstd = 298 deg K

Pstd = 760 mm Hg

For subsequent calculation of sampler flow:

$$1/m((I)[\text{Sqrt}(298/Tav)(Pav/760)] - b)$$

NOTE: Ensure calibration orifice has been certified within 12 months of use


m = sampler slope


b = sampler intercept

I = chart response

Tav = daily average temperature

Pav = daily average pressure

Calibrate By : 

Approve By : 



Thai Environmental Technic Limited
บริษัท เทคโนโลยีสิ่งแวดล้อมไทย จำกัด

High Volume TSP&PM-10 Calibration Report

Location: Thai Environmental Technic

Site ID: Bangkok

Date: 3-Jul-24

ITEM: TSP

Serial No: (No. 17)

Calibrate By: Pipat

Site Conditions

Barometric Pressure (mm Hg): 760.00

Temperature (°C): 25.0

Average Press. (mm Hg): 754.4

Average Temp (°C): 31.2

Corrected Pressure (mm Hg): 760.0

Temperature (deg K): 298.0

Corrected Average (mm Hg): -

Average Temp: (Deg K): -

Calibration Orifice

Make: Tisch

Model: TE-5025A

Serial#: 0068

Qstd Slope: 1.99045

Qstd Intercept: -0.00789

Calibration Due Date: 16-Aug-24

Calibration Information

Plate or Test #	ORIFICE (in H ₂ O)	Qstd (m ³ /min)	Indicate (CFM)	IC (corrected)	Linear Regression Slope: 29.6370 Intercept: 5.8206 Corr. Coeff: 0.9862 # of Observations: 5
1	12.30	1.766	60.0	57.00	
2	9.80	1.577	54.0	52.00	
3	7.00	1.333	50.0	48.00	
4	5.00	1.127	40.0	40.00	
5	3.00	0.874	30.0	30.00	

Calculations

$$Qstd = 1/m[\text{Sqrt}(H_2O(Pa/Pstd)(Tstd/Ta)) - b]$$

$$IC = I[\text{Sqrt}(Pa/Pstd)(Tstd/Ta)]$$

Qstd = standard flow rate

IC = corrected chart response

I = actual chart response

m = calibrator Qstd slope

b = calibrator Qstd intercept

Ta = actual temperature during calibration (deg K)

Pa = actual pressure during calibration (mm Hg)

Tstd = 298 deg K

Pstd = 760 mm Hg

For subsequent calculation of sampler flow:

$$1/m[(I)[\text{Sqrt}(298/Tav)(Pav/760)] - b]$$

NOTE: Ensure calibration orifice has been certified within 12 months of use


m = sampler slope

b = sampler intercept

I = chart response

Tav = daily average temperature

Pav = daily average pressure

Calibrate By : 

Approve By : 



Thai Environmental Technic Limited
บริษัท เทคนิคสิ่งแวดล้อมไทย จำกัด

High Volume TSP&PM-10 Calibration Report

Location : Thai Environmental Technic

Site ID : Bangkok

Date : 1-Jul-24

ITEM : TSP

Serial No : (No. 30)

Calibrate By : Pipat

Site Conditions

Barometric Pressure (mm Hg) : 760.00

Temperature (°C) : 25.0

Average Press. (mm Hg) : 754.4

Average Temp (°C) : 29.8

Corrected Pressure (mm Hg) : 760.0

Temperature (deg K) : 298.0

Corrected Average (mm Hg) : -

Average Temp (Deg K) : -

Calibration Orifice

Make : Tisch

Model : TE-5025A

Serial# : 0068

Qstd Slope : 1.99045

Qstd Intercept : -0.00789

Calibration Due Date : 16-Aug-24

Calibration Information

Plate or Test #	ORIFICE (in H ₂ O)	Qstd (m3/min)	Indicate (CFM)	IC (corrected)	Linear Regression Slope : 29.6691 Intercept : 5.6700 Corr. Coeff : 0.9893 # of Observations: 5
1	12.60	1.787	60.0	57.00	
2	9.30	1.536	54.0	52.00	
3	7.40	1.371	50.0	48.00	
4	5.00	1.127	40.0	40.00	
5	3.00	0.874	30.0	30.00	

Calculations

$$Qstd = 1/m[\text{Sqrt}(H_2O(Pa/Pstd)(Tstd/Ta)) - b]$$

$$IC = [(\text{Sqrt}(Pa/Pstd)(Tstd/Ta))]$$

Qstd = standard flow rate

IC = corrected chart response

I = actual chart response

m = calibrator Qstd slope

b = calibrator Qstd intercept

Ta = actual temperature during calibration (deg K)

Pa = actual pressure during calibration (mm Hg)

Tstd = 298 deg K

Pstd = 760 mm Hg

For subsequent calculation of sampler flow:

$$1/m((I)[\text{Sqrt}(298/Tav)(Pav/760)] - b)$$

NOTE: Ensure calibration orifice has been certified within 12 months of use

m = sampler slope

b = sampler intercept

I = chart response

Tav = daily average temperature

Pav = daily average pressure

Calibrate By : 

Approve By : 



Thai Environmental Technic Limited
บริษัท เทคนิคสิ่งแวดล้อมไทย จำกัด

High Volume TSP&PM-10 Calibration Report

Location: Thai Environmental Technic

Site ID: Bangkok

Date: 4-Jul-24

ITEM: TSP

Serial No: (No. 35)

Calibrate By: Pipat

Site Conditions

Barometric Pressure (mm Hg): 760.00

Temperature (°C): 25.0

Average Press. (mm Hg): 754.4

Average Temp (°C): 29.6

Corrected Pressure (mm Hg): 760.0

Temperature (deg K): 298.0

Corrected Average (mm Hg): -

Average Temp: (Deg K): -

Calibration Orifice

Make: Tisch

Model: TE-5025A

Serial#: 0068

Qstd Slope: 1.99045

Qstd Intercept: -0.00789

Calibration Due Date: 16-Aug-24

Calibration Information

Plate or Test #	ORIFICE (in H ₂ O)	Qstd (m ³ /min)	Indicate (CFM)	IC (corrected)	Linear Regression Slope: 30.0810 Intercept: 5.4789 Corr. Coeff: 0.9855 # of Observations: 5
1	12.40	1.773	60.0	57.00	
2	9.20	1.528	54.0	52.00	
3	7.00	1.333	50.0	48.00	
4	5.00	1.127	40.0	40.00	
5	3.00	0.874	30.0	30.00	

Calculations

$$Qstd = 1/m[\text{Sqrt}(H_2O(Pa/Pstd)(Tstd/Ta)) - b]$$

$$IC = I[\text{Sqrt}(Pa/Pstd)(Tstd/Ta)]$$

Qstd = standard flow rate

IC = corrected chart response

I = actual chart response

m = calibrator Qstd slope

b = calibrator Qstd intercept

Ta = actual temperature during calibration (deg K)

Pa = actual pressure during calibration (mm Hg)

Tstd = 298 deg K

Pstd = 760 mm Hg

For subsequent calculation of sampler flow:

$$1/m((I)[\text{Sqrt}(298/Tav)(Pav/760)] - b)$$

NOTE: Ensure calibration orifice has been certified within 12 months of use

m = sampler slope


b = sampler intercept

I = chart response

Tav = daily average temperature

Pav = daily average pressure

Calibrate By : 

Approve By : 



Thai Environmental Technic Limited
บริษัท เทคโนโลยีสิ่งแวดล้อมไทย จำกัด

High Volume TSP&PM-10 Calibration Report

Location : Thai Environmental Technic

Site ID : Bangkok

Date : 3-Jul-24

ITEM : TSP

Serial No : (No. 36)

Calibrate By : Pipat

Site Conditions

Barometric Pressure (mm Hg) : 760.00

Temperature (°C) : 25.0

Average Press. (mm Hg) : 754.4

Average Temp (°C) : 29.8

Corrected Pressure (mm Hg) : 760.0

Temperature (deg K) : 298.0

Corrected Average (mm Hg) : -

Average Temp (Deg K) : -

Calibration Orifice

Make : Tisch

Model : TE-5025A

Serial# : 0068

Qstd Slope : 1.99045

Qstd Intercept : -0.00789

Calibration Due Date : 16-Aug-24

Calibration Information

Plate or Test #	ORIFICE (in H ₂ O)	Qstd (m3/min)	Indicate (CFM)	IC (corrected)	Linear Regression Slope : 29.9909 Intercept : 5.4935 Corr. Coeff : 0.9867 # of Observations: 5
1	12.30	1.766	60.0	57.00	
2	9.50	1.552	54.0	52.00	
3	7.00	1.333	50.0	48.00	
4	5.00	1.127	40.0	40.00	
5	3.00	0.874	30.0	30.00	

Calculations

$$Qstd = 1/m[\text{Sqrt}(H_2O(P_a/P_{std}))(T_{std}/T_a)] - b]$$

$$IC = I[\text{Sqrt}(P_a/P_{std}))(T_{std}/T_a)]$$

Qstd = standard flow rate

IC = corrected chart response

I = actual chart response

m = calibrator Qstd slope

b = calibrator Qstd intercept

Ta = actual temperature during calibration (deg K)

Pa = actual pressure during calibration (mm Hg)

Tstd = 298 deg K

Pstd = 760 mm Hg

For subsequent calculation of sampler flow:

$$1/m((I)[\text{Sqrt}(298/T_a)(P_a/760)] - b)$$

NOTE: Ensure calibration orifice has been certified within 12 months of use


m = sampler slope

b = sampler intercept

I = chart response

Tav = daily average temperature

Pav = daily average pressure

Calibrate By : 

Approve By : 



Thai Environmental Technic Limited
บริษัท เทคนิกลิ่งแวดล้อมไทย จำกัด

High Volume TSP&PM-10 Calibration Report

Location: Thai Environmental Technic

Site ID: Bangkok

Date: 1-Jul-24

ITEM: PM10

Serial No: (No. 2)

Calibrate By: Pipat

Site Conditions

Barometric Pressure (mm Hg) : 760.00

Temperature (°C) : 25.0

Average Press. (mm Hg) : 754.4

Average Temp (°C) : 31.2

Corrected Pressure (mm Hg) : 760.0

Temperature (deg K) : 298.0

Corrected Average (mm Hg) : -

Average Temp: (Deg K) : -

Calibration Orifice

Make: Tisch

Model: TE-5025A

Serial#: 0068

Qstd Slope : 1.99045

Qstd Intercept : -0.00789

Calibration Due Date : 16-Aug-24

Calibration Information

Plate or Test #	ORIFICE (in H ₂ O)	Qstd (m3/min)	Indicate (CFM)	IC (corrected)	Linear Regression Slope : 34.7808 Intercept : 0.7107 Corr. Coeff : 0.9926 # of Observations: 5
1	12.00	1.744	60.0	60.00	
2	9.20	1.528	54.0	54.00	
3	7.20	1.352	50.0	50.00	
4	5.00	1.127	40.0	40.00	
5	3.00	0.874	30.0	30.00	

Calculations

$$Qstd = 1/m[\text{Sqrt}(H_2O(Pa/Pstd)(Tstd/Ta)) - b]$$

$$IC = I[\text{Sqrt}(Pa/Pstd)(Tstd/Ta)]$$

Qstd = standard flow rate

IC = corrected chart response

I = actual chart response

m = calibrator Qstd slope

b = calibrator Qstd intercept

Ta = actual temperature during calibration (deg K)

Pa = actual pressure during calibration (mm Hg)

Tstd = 298 deg K

Pstd = 760 mm Hg

For subsequent calculation of sampler flow:

$$1/m((I)[\text{Sqrt}(298/Tav)(Pav/760)] - b)$$

NOTE: Ensure calibration orifice has been certified within 12 months of use

m = sampler slope


b = sampler intercept

I = chart response

Tav = daily average temperature

Pav = daily average pressure

Calibrate By : 

Approve By : 



Thai Environmental Technic Limited
บริษัท เทคนิคสิ่งแวดล้อมไทย จำกัด

High Volume TSP&PM-10 Calibration Report

Location : Thai Environmental Technic

Site ID : Bangkok

Date : 3-Jul-24

ITEM : PM10

Serial No : (No. 17)

Calibrate By : Pipat

Site Conditions

Barometric Pressure (mm Hg) : 760.00

Temperature (°C) : 25.0

Average Press. (mm Hg) : 754.4

Average Temp (°C) : 30.4

Corrected Pressure (mm Hg) : 760.0

Temperature (deg K) : 298.0

Corrected Average (mm Hg) : -

Average Temp: (Deg K) : -

Calibration Orifice

Make : Tisch

Model : TE-5025A

Serial# : 0068

Qstd Slope : 1.99045

Qstd Intercept : -0.00789

Calibration Due Date : 16-Aug-24

Calibration Information

Plate or Test #	ORIFICE (in H ₂ O)	Qstd (m3/min)	Indicate (CFM)	IC (corrected)	Linear Regression Slope : 34.7808 Intercept : 0.7107 Corr. Coeff : 0.9926 # of Observations: 5
1	12.00	1.744	60.0	60.00	
2	9.20	1.528	54.0	54.00	
3	7.20	1.352	50.0	50.00	
4	5.00	1.127	40.0	40.00	
5	3.00	0.874	30.0	30.00	

Calculations

$$Qstd = 1/m[\text{Sqrt}(H_2O(Pa/Pstd)(Tstd/Ta)) - b]$$

$$IC = I[\text{Sqrt}(Pa/Pstd)(Tstd/Ta)]$$

Qstd = standard flow rate

IC = corrected chart response

I = actual chart response

m = calibrator Qstd slope

b = calibrator Qstd intercept

Ta = actual temperature during calibration (deg K)

Pa = actual pressure during calibration (mm Hg)

Tstd = 298 deg K

Pstd = 760 mm Hg

For subsequent calculation of sampler flow:

$$1/m((I)[\text{Sqrt}(298/Tav)(Pav/760)] - b)$$

NOTE: Ensure calibration orifice has been certified within 12 months of use

m = sampler slope

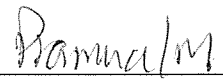
b = sampler intercept

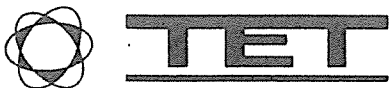
I = chart response

Tav = daily average temperature

Pav = daily average pressure

Calibrate By : 

Approve By : 



Thai Environmental Technic Limited
บริษัท เทคนิกล้างแวลด้อมไทย จำกัด

High Volume TSP&PM-10 Calibration Report

Location : Thai Environmental Technic

Site ID : Bangkok

Date : 3-Jul-24

ITEM : PM10

Serial No : (No. 19)

Calibrate By : Pipat

Site Conditions

Barometric Pressure (mm Hg) : 760.00

Temperature (°C) : 25.0

Average Press. (mm Hg) : 754.4

Average Temp (°C) : 31.2

Corrected Pressure (mm Hg) : 760.0

Temperature (deg K) : 298.0

Corrected Average (mm Hg) : -

Average Temp: (Deg K) : -

Calibration Orifice

Make : Tisch

Model : TE-5025A

Serial# : 0068

Qstd Slope : 1.99045

Qstd Intercept : -0.00789

Calibration Due Date : 16-Aug-24

Calibration Information

Plate or Test #	ORIFICE (in H ₂ O)	Qstd (m3/min)	Indicate (CFM)	IC (corrected)	Linear Regression Slope : 34.9500 Intercept : 0.7346 Corr. Coeff : 0.9894 # of Observations: 5
1	12.00	1.744	60.0	60.00	
2	9.00	1.511	54.0	54.00	
3	7.00	1.333	50.0	50.00	
4	5.00	1.127	40.0	40.00	
5	3.00	0.874	30.0	30.00	

Calculations

$$Qstd = 1/m[\text{Sqrt}(H_2O(P_a/P_{std}))(T_{std}/T_a)] - b]$$

$$IC = I[\text{Sqrt}(P_a/P_{std}))(T_{std}/T_a)]$$

Qstd = standard flow rate

IC = corrected chart response

I = actual chart response

m = calibrator Qstd slope

b = calibrator Qstd intercept

Ta = actual temperature during calibration (deg K)

Pa = actual pressure during calibration (mm Hg)

Tstd = 298 deg K

Pstd = 760 mm Hg

For subsequent calculation of sampler flow:

$$1/m((I)[\text{Sqrt}(298/T_{av})(P_{av}/760)] - b)$$

NOTE: Ensure calibration orifice has been certified within 12 months of use


m = sampler slope

b = sampler intercept

I = chart response

Tav = daily average temperature

Pav = daily average pressure

Calibrate By : 

Approve By : 



Thai Environmental Technic Limited

บริษัท เทคนิคสิ่งแวดล้อมไทย จำกัด

High Volume TSP&PM-10 Calibration Report

Location : Thai Environmental Technic

Site ID : Bangkok

Date : 3-Jul-24

ITEM : PM10

Serial No : (No. 24)

Calibrate By : Pipat

Site Conditions

Barometric Pressure (mm Hg) : 760.00

Temperature (°C) : 25.0

Average Press. (mm Hg) : 754.4

Average Temp (°C) : 32.6

Corrected Pressure (mm Hg) : 760.0

Temperature (deg K) : 298.0

Corrected Average (mm Hg) : -

Average Temp: (Deg K) : -

Calibration Orifice

Make : Tisch

Qstd Slope : 1.99045

Model : TE-5025A

Qstd Intercept : -0.00789

Serial# : 0068

Calibration Due Date : 16-Aug-24

Calibration Information

Plate or Test #	ORIFICE (in H ₂ O)	Qstd (m3/min)	Indicate (CFM)	IC (corrected)	Linear Regression Slope : 34.2805 Intercept : 1.2747 Corr. Coeff : 0.9913 # of Observations: 5
1	12.20	1.759	60.0	60.00	
2	9.20	1.528	54.0	54.00	
3	7.20	1.352	50.0	50.00	
4	5.00	1.127	40.0	40.00	
5	3.00	0.874	30.0	30.00	

Calculations

$$Qstd = 1/m[\text{Sqrt}(H_2O(Pa/Pstd)(Tstd/Ta))-b]$$

$$IC = I[\text{Sqrt}(Pa/Pstd)(Tstd/Ta)]$$

Qstd = standard flow rate

IC = corrected chart response

I = actual chart response

m = calibrator Qstd slope

b = calibrator Qstd intercept

Ta = actual temperature during calibration (deg K)

Pa = actual pressure during calibration (mm Hg)

Tstd = 298 deg K

Pstd = 760 mm Hg

For subsequent calculation of sampler flow:

$$1/m((I)[\text{Sqrt}(298/Tav)(Pav/760)]-b)$$

NOTE: Ensure calibration orifice has been certified within 12 months of use


m = sampler slope

b = sampler intercept

I = chart response

Tav = daily average temperature

Pav = daily average pressure

Calibrate By : 

Approve By : 



Thai Environmental Technic Limited
บริษัท เทคนิกล้างแวล้อมไทย จำกัด

High Volume TSP&PM-10 Calibration Report

Location : Thai Environmental Technic

Site ID : Bangkok

Date : 5-Jul-24

ITEM : PM10

Serial No : (No. 32)

Calibrate By : Pipat

Site Conditions

Barometric Pressure (mm Hg) : 760.00
Temperature (°C) : 25.0
Average Press. (mm Hg) : 754.4
Average Temp (°C) : 32.6

Corrected Pressure (mm Hg) : 760.0
Temperature (deg K) : 298.0
Corrected Average (mm Hg) : -
Average Temp: (Deg K) : -

Calibration Orifice

Make : Tisch

Qstd Slope : 1.99045

Model : TE-5025A

Qstd Intercept : -0.00789

Serial# : 0068

Calibration Due Date : 16-Aug-24

Calibration Information

Plate or Test #	ORIFICE (in H ₂ O)	Qstd (m ³ /min)	Indicate (CFM)	IC (corrected)	Linear Regression Slope : 34.4367 Intercept : 1.1831 Corr. Coeff : 0.9895 # of Observations: 5
1	12.00	1.744	60.0	60.00	
2	9.40	1.544	54.0	54.00	
3	7.00	1.333	50.0	50.00	
4	5.00	1.127	40.0	40.00	
5	3.00	0.874	30.0	30.00	

Calculations

$$Qstd = 1/m[\text{Sqrt}(H_2O(Pa/Pstd)(Tstd/Ta))-b]$$

$$IC = I[\text{Sqrt}(Pa/Pstd)(Tstd/Ta)]$$

Qstd = standard flow rate
IC = corrected chart response
I = actual chart response

m = calibrator Qstd slope
b = calibrator Qstd intercept
Ta = actual temperature during calibration (deg K)
Pa = actual pressure during calibration (mm Hg)
Tstd = 298 deg K

Pstd = 760 mm Hg
For subsequent calculation of sampler flow:
 $1/m((I)[\text{Sqrt}(298/Tav)(Pav/760)]-b)$

NOTE: Ensure calibration orifice has been certified within 12 months of use

m = sampler slope
b = sampler intercept
I = chart response
Tav = daily average temperature
Pav = daily average pressure

Calibrate By : 

Approve By : 

Certificate Of Analysis

Special Gases Mixture

Customer Details

Name:

Thai Environmental Technic Limited

Address:

1/6 Soi Ramkhamhaeng 45, Sapansoong,
Khet Saphan Sung, Bangkok 10240

Customer Tag No.:

Certificate Details

Number:	1734/23	Date of Issue:	5-Jul-2023	Expiry date:	5-Jul-2026
Material Details					
Production Order:	90178560	Material Code:	640300-SK-44	Cylinder No.:	A00917SK
Gas content:	5.520 M ³	Filling pressure:	145.0 bar	Valve:	CGA 660 SS
Cylinder Owner:	LINDE	Cylinder Material:	Spectra seal	Cylinder Size:	40 L

Laboratory Report

Analytical Result

Component	Normal Concentration	Analysis Result ¹	Uncertainty ²	Method of Analysis ³	Assay Date
Nitric Oxide	40.0 ppm	40.5 ppm	± 1% relative	(6) I-PB-352	28-Jun & 5-Jul-2023
Other NOx impurity In Nitrogen		Less than 2.0 ppm			

Reference Standard used in Assay

Reference Standard	Cylinder number	Concentration	Expiry date:
Nitric Oxide In Nitrogen	258013SG	25.32 ± 0.25 ppm	13-Dec-2024

Analytical Instruments used in Assay

Instrument/Make/Model	Analytical Principle	Last Multipoint Calibration
FTIR Spectrometers Nicolet i550	FTIR-NO	28-Jun-2023

Recommend usage condition

Minimum utilization: 5% of actual content or before expire date whichever comes first.
Storage condition: Keep in well ventilation and secure area.

Comments

When reordering, please quote the material number

Note:

- All results expressed in this report are on mole/mole basis, unless otherwise specified in accordance with the EPA Traceability Protocol EPA-600/R-12/531 for the Assay and Certification of Gaseous Calibration Standards using procedure G1.
- The reported expanded uncertainty is based on a standard uncertainty multiplied by a coverage factor k=2, providing a level of confidence of approximately 95%. The measurement of this material is traceable to the SI through the reference gas standard, which is traceable to Swiss National Standard of Mass or other recognised national metrology institutes.
- (1) Gas Chromatography, (2) Paramagnetic Oxygen Analyzer, (3) Electrochemical Oxygen Analyzer, (4) Electrochemical Moisture Analyzer, (5) Total Hydrocarbon Analyzer, (6) Other - Specified

Page 1 of 1

This report shall not be reproduced except in full

บริษัท ลินด์ (ประเทศไทย) จำกัด (มหาชน)

เลขที่เอกสาร: 0187337000783

วันที่: 15 มกราคม 2567 ณ 2/3 หมู่ 14 ถนนบางนา-ตราด กม. 6.5 ต.บางพลี

ณ อาคาร 15 ชั้น 15 อาคาร 10540 โทรสาร (66) 2338-6100 โทรสาร (66) 2338-6333

โรงงานเวลโกรว์: 105 หมู่ 5 ต.บางพลีใหญ่ อ.บางพลี จ.สมุทรปราการ 24180

โทรสาร (66) 38.570-479-93

โทรสาร (66) 38.570-323

Sukanya Parinyasoonorn

Signatory for and on behalf of Linde (Thailand) Co., Ltd.

PB-002/F006

Iss. K. 2, 15 Oct 2021

Linde (Thailand) Public Company Limited

PLC registration no. 0187337000783

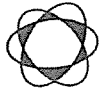
15th Floor, Bangna Tower A, 2/3 Moo 14, Bangna Trad KM. 6.5 Road, Bangkaew

Bangplee, Samutprakarn 10540, Tel. (66) 2338-6100 Fax (66) 2338-6333

Wellgrow Plant: 105 Moo 5, T.Bangsamak, A. Bangpakong, Chachoengsao 24180

Thailand, Tel (66) 38.570-479-93

Fax (66) 38.570-323



Thai Environmental Technic Limited
บริษัท เทคนิกลิ่งแวดล้อมไทย จำกัด

NOx Analyzer Calibration Report

Calibrate Date : 7-Oct-24
Analyzer Type : NOx
Brand : Teledyne
Model : T200
Serial Number : 5160 (No. 33)
Range : 500 ppb

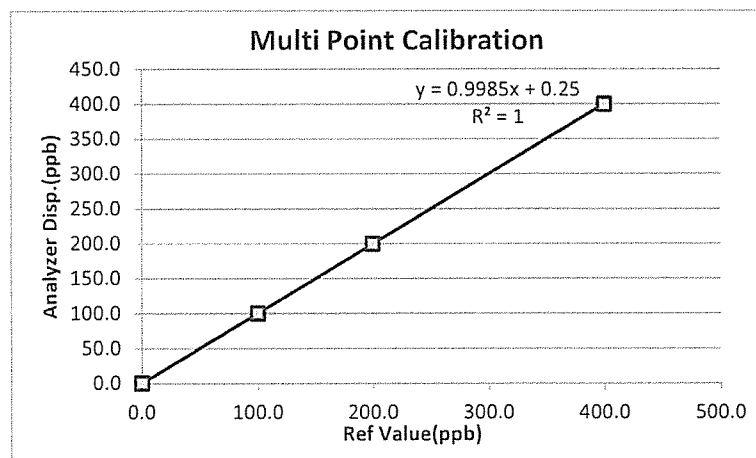
Temperature (°C) : 25°C
Barometer (mmHg) : 760.0
Humidity (50±15 %) : 50.0%RH
Dilutor : API M700 S/N 625
Zero Air : API M701 S/N 1926
Standard gas : A00917 SK

Calibration of Span

Supply Gas	Ref Value(ppb)	Before of Span.(ppb)			After of Span.(ppb)			% diff of Span
		NOx	NO	NO ₂	NOx	NO	NO ₂	
Zero	0.0	2.8	2.1	0.7	0.0	0.0	0.0	0.0
Span	400.0	344.0	341.0	3.0	400.0	400.0	0.0	0.0

Multi Point Calibration

Ref Value(ppb)	Analyzer Disp.(ppb)			Output Difference		
	NOx	NO	NO ₂	Diff(ppb)	% Diff	Abs (%) Diff
0.0	0.3	0.3	0.1	0.25	0.001	0.06
100.0	101.2	100.4	0.8	0.40	0.004	0.40
200.0	199.9	199.5	0.4	-0.50	-0.003	0.25
400.0	401.0	399.8	1.2	-0.20	0.000	0.05
Average Diff (%)						0.23

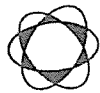


Calibrate by:

[Signature]

Approved by:

[Signature]



Thai Environmental Technic Limited
บริษัท เทคนิคสิ่งแวดล้อมไทย จำกัด

NOx Analyzer Calibration Report

Calibrate Date : 7-Oct-24
Analyzer Type : NOx
Brand : API
Model : 200 E
Serial Number : 737 (No. 27)
Range : 500 ppb

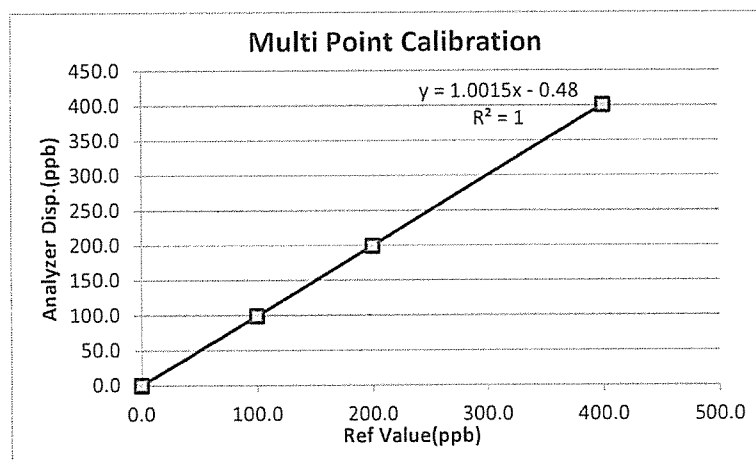
Temperature (°C) : 25°C
Barometer (mmHg) : 760.0
Humidity (50±15 %) : 50.0%RH
Dilutor : API M700 S/N 625
Zero Air : API M701 S/N 1926
Standard gas : A00917 SK

Calibration of Span

Supply Gas	Ref Value(ppb)	Before of Span.(ppb)			After of Span.(ppb)			% diff of Span
		NOx	NO	NO ₂	NOx	NO	NO ₂	
Zero	0.0	1.3	1.0	0.3	0.0	0.0	0.0	0.0
Span	400.0	418.0	410.0	8.0	400.0	400.0	0.0	0.0

Multi Point Calibration

Ref Value(ppb)	Analyzer Disp.(ppb)			Output Difference		
	NOx	NO	NO ₂	Diff(ppb)	% Diff	Abs (%) Diff
0.0	0.3	0.2	0.1	0.20	0.001	0.05
100.0	99.5	99.1	0.4	-0.90	-0.009	0.90
200.0	199.7	199.3	0.4	-0.70	-0.003	0.35
400.0	401.0	400.5	0.5	0.50	0.001	0.13
Average Diff (%)						0.46

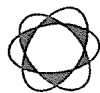


Calibrate by:

[Signature]

Approved by:

[Signature]



Thai Environmental Technic Limited
บริษัท เทคนิกลิ่งแวดล้อมไทย จำกัด

NOx Analyzer Calibration Report

Calibrate Date : 8-Oct-24
Analyzer Type : NOx
Brand : API
Model : 200 A
Serial Number : 1775 (No. 26)
Range : 500 ppb

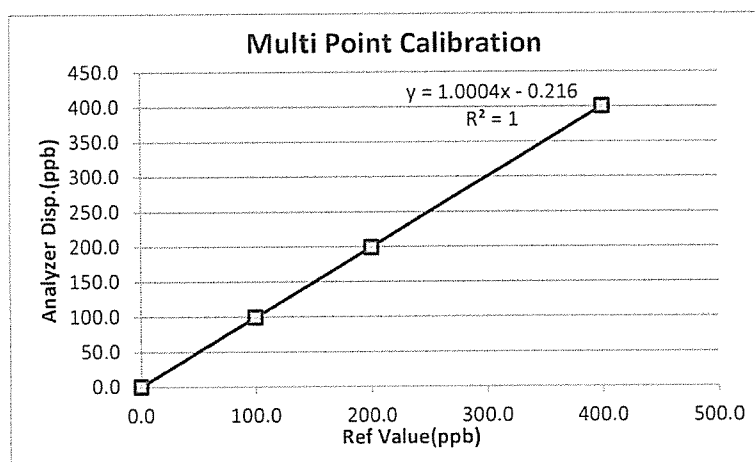
Temperature (°C) : 25°C
Barometer (mmHg) : 759.9
Humidity (50±15 %) : 50.0%RH
Dilutor : API M700 S/N 625
Zero Air : API M701 S/N 1926
Standard gas : A00917 SK

Calibration of Span

Supply Gas	Ref Value(ppb)	Before of Span.(ppb)			After of Span.(ppb)			% diff of Span
		NOx	NO	NO ₂	NOx	NO	NO ₂	
Zero	0.0	0.9	0.1	0.8	0.0	0.0	0.0	0.0
Span	400.0	372.0	377.0	-2.0	400.0	400.0	0.0	0.0

Multi Point Calibration

Ref Value(ppb)	Analyzer Disp.(ppb)			Output Difference		
	NOx	NO	NO ₂	Diff(ppb)	% Diff	Abs (%) Diff
0.0	0.3	0.3	0.0	0.34	0.001	0.09
100.0	99.8	99.4	0.4	-0.60	-0.006	0.60
200.0	199.5	199.4	0.1	-0.60	-0.003	0.30
400.0	401.1	400.3	0.8	0.30	0.001	0.08
Average Diff (%)						0.26



Calibrate by:

[Signature]

Approved by:

[Signature]

Certificate Of Analysis

Special Gases Mixture

Customer Details

Name:	Address:	Customer Tag No.:
Thai Environmental Technic Limited.	1/6 Soi Ramkhamhaeng 45, Sapansoong, Khet Saphan Sung, Bangkok 10240	-

Certificate Details

Number:	2500/23	Date of Issue:	18-Sep-2023	Expiry date:	18-Sep-2027
Material Details					
Production Order:	90179846	Material Code:	608400-SK-44	Cylinder No.:	D636157
Gas content:	5.520 M ³	Filling pressure:	145 bar	Valve:	CGA 660 SS
Cylinder Owner:	LINDE	Cylinder Material:	Spectra seal	Cylinder Size:	40 L

Laboratory Report*Analytical Result*

Component	Nominal Concentration	Analysis Result ¹	Uncertainty ²	Method of Analysis ³	Assay Date
Sulphur Dioxide In Nitrogen	40.0 ppm	41.1 ppm	± 1% relative	(6) I-PB-352	8-Sep & 18-Sep-23

Reference Standard used in Assay

Reference Standard	Cylinder number	Concentration	Expiry date:
Sulphur Dioxide In Nitrogen	BOC150629SG	25.35 ± 0.25 ppm	9-Jun-2024

Analytical Instruments used in Assay

Instrument/Make/Model	Analytical Principle	Last Multipoint Calibration
FTIR Spectrometers Nicolet iS50	FTIR-SO2	6-Sep-2023

Recommend usage condition

Minimum utilization: 5% of actual content or before expire date whichever comes first.


Storage condition: Keep in well ventilation and secure area.

Comments

When reordering, please quote the material number

Note:

1. All results expressed in this report are on mole/mole basis, unless otherwise specified. The Assay of this Standard has been performed in accordance with the EPA Traceability Protocol EPA-600/R-12/531 for the Assay and Certification of Gaseous Calibration Standards using procedure G1
2. The reported expanded uncertainty is based on a standard uncertainty multiplied by a coverage factor k=2, providing a level of confidence of approximately 95%. The measurement of this material is traceable to the SI through the reference gas standard which is traceable to Swiss National Standard of Mass or other recognised national metrology institutes.
3. (1) Gas Chromatography, (2) Paramagnetic Oxygen Analyzer, (3) Electrochemical Oxygen Analyzer, (4) Electrochemical Moisture Analyzer, (5) Total Hydrocarbon Analyzer, (6) Other - Specified



Sukanya Parinyasontorn

Signatory for and on behalf of Linde (Thailand) Co., Ltd.

PB-002/F006

Iss: 1/2, 01 August 2023

บริษัท ลินด์ (ประเทศไทย) จำกัด (มหาชน)

เบอร์โทรศัพท์: 0107537000785

ชั้น 15 ถนนพหลโยธิน กม. 2/3 หมู่ 14 ถนนบางนา-ตราด กม. 6.5 ตำบลบางแก้ว

อ.บางพลี จ.สมุทรปราการ 10540 โทรศัพท์ (66) 2338-6100 โทรสาร (66) 2338-6333

โรงงานเวลโกรว์: 105 หมู่ 5 ต.บางพลี อ.บางพลี จ.สมุทรปราการ 24180

โทรศัพท์ (66) 38.570-479-93

โทรสาร (66) 38.570-323

Linde (Thailand) Public Company Limited

PLC Registration no. 0107537000785


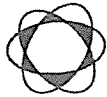
15th Floor, Bangna Tower A, 2/3 Moo 14, Bangna Trad KM. 6.5 Road, Bangkaew

Bangplee, Samutprakarn 10540, Tel (66) 2338-6100 Fax (66) 2338-6333

Wellgrow Plant : 105 Moo 5, T.Bangsamak, A.Bangpakong, Chachoengsao 24180

Thailand, Tel (66) 38.570-479-93

Fax (66) 38.570-323



Thai Environmental Technic Limited
บริษัท เทคโนโลยีสิ่งแวดล้อมไทย จำกัด

Analyzer Calibration Report

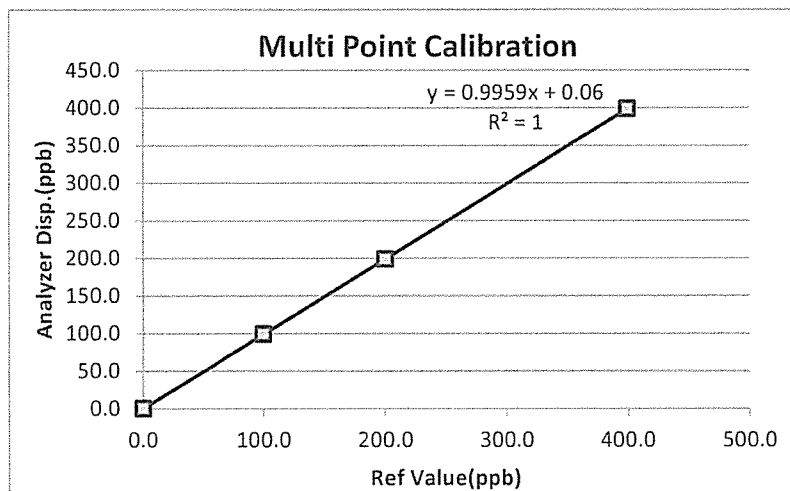
Calibrate Date	26-Oct-24	Temperature (°C)	: 25°C
Analyzer Type	SO ₂	Barometer (mmHg)	: 760.0
Brand	API	Humidity (50±15 %)	: 50.0 %RH
Model	100 A	Dilutor	: API M700 S/N 625
Serial Number	856 (No. 5)	Zero Air	: API M701 S/N 1926
Range	500 ppb	Standard gas	: D636157

Calibration of Span

Supply Gas	Ref Value(ppb)	Before of Span.(ppb)	After of Span.(ppb)	Abs% diff of Span
Zero	0.0	-2.9	0.0	0.0
Span	400.0	364.0	400.0	0.0

Multi Point Calibration

Ref Value(ppb)	Analyzer Disp.(ppb)	Output Difference		
		Diff (ppb)	Percent Diff	Abs Percent Diff
0.0	0.4	0.4	0.00	0.10
100.0	99.3	-0.7	-0.01	0.70
200.0	199.1	-0.9	0.00	0.45
400.0	398.6	-1.4	0.00	0.35
Average Diff (%)				0.40



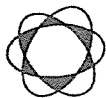
Calibrate by:

Approved by:

แก้ไขครั้งที่ : 00

วันที่อนุมัติ 02/09/15

เลขที่แบบฟอร์ม : QF-QP16-06



Thai Environmental Technic Limited
บริษัท เทคนิคสิ่งแวดล้อมไทย จำกัด

Analyzer Calibration Report

Calibrate Date 15-Oct-24
Analyzer Type SO₂
Brand API
Model 100E
Serial Number 1488 (No. 13)
Range 500 ppb

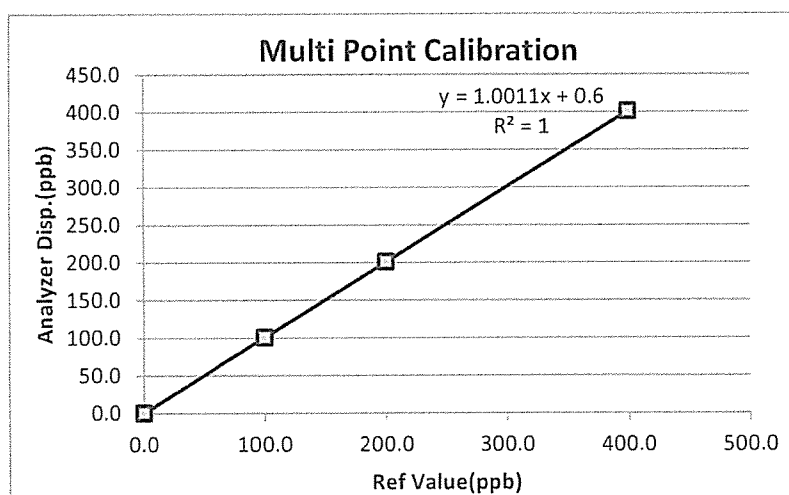
Temperature (°C) : 25°C
Barometer (mmHg) : 760.0
Humidity (50±15 %) : 50.0 %RH
Dilutor : API M700 S/N 625
Zero Air : API M701 S/N 1926
Standard gas : D636157

Calibration of Span

Supply Gas	Ref Value(ppb)	Before of Span.(ppb)	After of Span.(ppb)	Abs% diff of Span
Zero	0.0	2.8	0.0	0.0
Span	400.0	370.0	400.0	0.0

Multi Point Calibration

Ref Value(ppb)	Analyzer Disp.(ppb)	Output Difference		
		Diff (ppb)	Percent Diff	Abs Percent Diff
0.0	0.4	0.4	0.00	0.10
100.0	101.0	1.0	0.01	1.00
200.0	200.8	0.8	0.00	0.40
400.0	401.0	1.0	0.00	0.25
Average Diff (%)				0.55



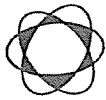
Calibrate by:

Approved by:

แก้ไขครั้งที่ : 00

วันที่อนุมัติ 02/09/15

เลขที่แบบฟอร์ม : QF-QP16-06



Thai Environmental Technic Limited
บริษัท เทคนิคสิ่งแวดล้อมไทย จำกัด

Analyzer Calibration Report

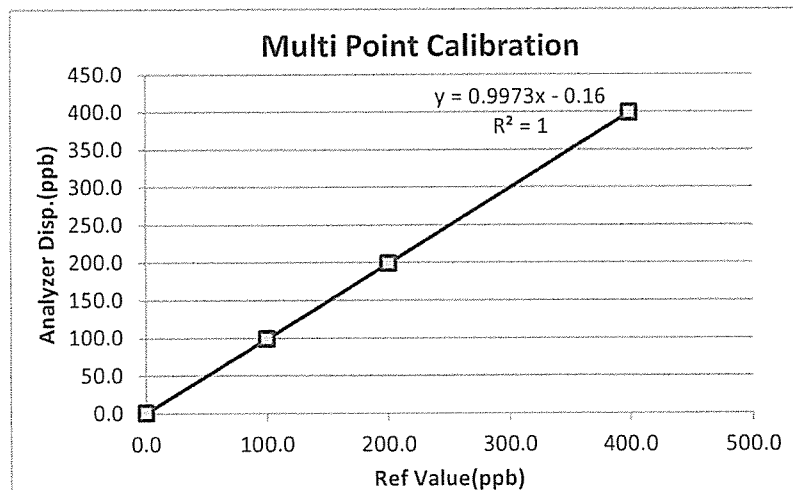
Calibrate Date	28-Sep-24	Temperature (°C)	: 25°C
Analyzer Type	SO ₂	Barometer (mmHg)	: 760.0
Brand	Thermo	Humidity (50±15 %)	: 50.0 %RH
Model	43C	Dilutor	: API M700 S/N 625
Serial Number	43C67091355 (No. 7)	Zero Air	: API M701 S/N 1926
Range	500 ppb	Standard gas	: D636157

Calibration of Span

Supply Gas	Ref Value(ppb)	Before of Span.(ppb)	After of Span.(ppb)	Abs% diff of Span
Zero	0.0	-4.2	0.0	0.0
Span	400.0	367.0	400.0	0.0

Multi Point Calibration

Ref Value(ppb)	Analyzer Disp.(ppb)	Output Difference		
		Diff (ppb)	Percent Diff	Abs Percent Diff
0.0	0.4	0.4	0.00	0.10
100.0	99.1	-0.9	-0.01	0.90
200.0	198.9	-1.1	-0.01	0.55
400.0	399.1	-0.9	0.00	0.22
Average Diff (%)				0.44



Calibrate by:

Janet Smith

Approved by:

Premua/ny

แก้ไขครั้งที่ : 00

วันที่อนุมัติ 02/09/15

เลขที่แบบฟอร์ม : QF-QP16-06



THAI METEOROLOGICAL DEPARTMENT

4353 Sukhumvit, Bangna, Bangkok 10260 Tel. 081-454-2804, 0-2399-0469

Calibration Certificate

Issued by : Calibration & Test Section : Meteorological Instruments Bureau

Date of Issue 19 November, 2024

Certification No. 416/24

Page : 1 of 2

Object : Wind speed and wind direction

Manufacturer : Davis Instruments Inc.

Type : Vantage VUE Model No. : #6251EU

ID No. : No.33

Serial No. : Display MT221012035 Transmitter MT231004044

Customer : Thai Environmental Technic Limited.
1/6 Soi Ramkhamhaeng 145,
Khwaeng/Khet Saphan Sung, Bangkok 10240.

Calibration Condition : Temperature 25.1 °C Barometric Pressure 1009.6 hPa

NATIONAL STANDARD WIND TUNNEL :

: Micromanometer Theodor Friedrichs FC014 Serial No. 9310119

: HOOK GAGE NO 1425 Pitot Tube Theodor Friedrichs Type 0800.0000 serial 9023

N.I.S.T. Test Reference Number 731/241460 : Standard Velocity at 20 - 30 m/sec

: Ultrasonic Anemometer Model DA-650-3TV (sensor TR-90AH)

Serial Number 110730029 (sensor 120629586)

JAPAN QUALITY ASSURANCE ORGANIZATION : Standard Velocity at 0 - 20 m/sec


Calibrated by : *Watchapol*

Mr. Watchapol Subwat

Mechanical Engineer

Signed :

Mr. Pisood Promsut





THAI METEOROLOGICAL DEPARTMENT

4353 Sukhumvit, Bangna, Bangkok 10260 Tel. 081-454-2804,0-2399-0469

The Result of Calibration

Certification No. 416/24

19 November, 2024

Page : 2 of 2

Standard Ultrasonic Anemometer	HOOK GAGE NO. 1425			TESTED ANEMOMETER	
	Pressure	Vacumm	Velocity	Velocity	Correction
	m/sec	inches H2O	inches H2O	m/sec	m/sec
1.00	-	-	-	0.9	0.10
3.02	-	-	-	2.7	0.32
5.00	-	-	-	4.9	0.10
7.00	-	-	-	6.7	0.30
9.02	-	-	-	9.0	0.02
11.01	-	-	-	10.7	0.31
13.01	-	-	-	13.0	0.01
15.01	-	-	-	15.1	-0.09
17.02	-	-	-	17.0	0.02
20.02	-	-	-	20.1	-0.08

Wind Aloft Plotting Board.	
US.DEPARTMENT OF COMMERCE WEATHER BUREAU	
WIND DIRETION	TESTED WIND DIRECTION
0	0
90	90
180	180
270	270


Calibrated by :

Watchapol

Mr. Watchapol Subwat

Mechanical Engineer

Calibration & Test Section
Meteorological Instruments Bureau





THAI METEOROLOGICAL DEPARTMENT

4353 Sukhumvit, Bangna, Bangkok 10260 Tel. 081-454-2804, 0-2399-0469

Calibration Certificate

Issued by : Calibration & Test Section : Meteorological Instruments Bureau

Date of Issue 19 November, 2024

Certification No. 420/24

Page : 1 of 2

Object : Wind speed and wind direction

Manufacturer : Davis Instruments Inc.

Type : Vantage VUE Model No. : #6251EU

ID No. : No.37

Serial No. : Display MS220705046 Transmitter MT231004051

Customer : Thai Environmental Technic Limited.
1/6 Soi Ramkhamhaeng 145,
Khwaeng/Khet Saphan Sung, Bangkok 10240.

Calibration Condition : Temperature 25.1 °C Barometric Pressure 1010.8 hPa

NATIONAL STANDARD WIND TUNNEL :

: Micromanometer Theodor Friedrichs FC014 Serial No. 9310119


: HOOK GAGE NO 1425 Pitot Tube Theodor Friedrichs Type 0800.0000 serial 9023

N.I.S.T. Test Reference Number 731/241460 : Standard Velocity at 20 - 30 m/sec

: Ultrasonic Anemometer Model DA-650-3TV (sensor TR-90AH)


Serial Number 110730029 (sensor 120629586)

JAPAN QUALITY ASSURANCE ORGANIZATION : Standard Velocity at 0 - 20 m/sec


Calibrated by : 

Mr. Watcharapol Subwat

Mechanical Engineer

Signed : 

Mr. Pisood Promsut





THAI METEOROLOGICAL DEPARTMENT

4353 Sukhumvit, Bangna, Bangkok 10260 Tel. 081-454-2804,0-2399-0469

The Result of Calibration

Certification No. 420/24

19 November, 2024

Page : 2 of 2

Standard Ultrasonic Anemometer	HOOK GAGE NO. 1425			TESTED ANEMOMETER	
	Pressure	Vacumm	Velocity	Velocity	Correction
	inches H2O	inches H2O	m/sec	m/sec	m/sec
1.00	-	-	-	0.9	0.10
3.02	-	-	-	2.7	0.32
5.00	-	-	-	5.0	0.00
7.00	-	-	-	6.8	0.20
9.02	-	-	-	9.0	0.02
11.01	-	-	-	10.9	0.11
13.01	-	-	-	13.0	0.01
15.01	-	-	-	15.0	0.01
17.02	-	-	-	17.0	0.02
20.02	-	-	-	20.0	0.02


Wind Aloft Plotting Board.	
US.DEPARTMENT OF COMMERCE WEATHER BUREAU	
WIND DIRETION	TESTED WIND DIRECTION
0	0
90	90
180	180
270	270

Calibrated by :

Watchapol

Mr. Watchapol Subwat

Mechanical Engineer





THAI METEOROLOGICAL DEPARTMENT

4353 Sukhumvit, Bangna, Bangkok 10260 Tel. 081-454-2804, 0-2399-0469

Calibration Certificate

Issued by : Calibration & Test Section : Meteorological Instruments Bureau

Date of Issue 19 November, 2024

Certification No. 418/24

Page : 1 of 2

Object : Wind speed and wind direction

Manufacturer : Davis Instruments Inc.

Type : Vantage VUE Model No. : #6251EU

ID No. : No.35

Serial No. : Display MT220822047 Transmitter MT231004046

Customer : Thai Environmental Technic Limited.
1/6 Soi Ramkhamhaeng 145,
Khwang/Khet Saphan Sung, Bangkok 10240.

Calibration Condition : Temperature 25.1 °C Barometric Pressure 1010.0 hPa

NATIONAL STANDARD WIND TUNNEL :

: Micromanometer Theodor Friedrichs FC014 Serial No. 9310119


: HOOK GAGE NO 1425 Pitot Tube Theodor Friedrichs Type 0800.0000 serial 9023

N.I.S.T. Test Reference Number 731/241460 : Standard Velocity at 20 - 30 m/sec

: Ultrasonic Anemometer Model DA-650-3TV (sensor TR-90AH)

Serial Number 110730029 (sensor 120629586)

JAPAN QUALITY ASSURANCE ORGANIZATION : Standard Velocity at 0 - 20 m/sec


Calibrated by : 

Mr. Watcharapol Subwat

Mechanical Engineer

Signed :

Mr. Pisood Promsut





THAI METEOROLOGICAL DEPARTMENT

4353 Sukhumvit, Bangna, Bangkok 10260 Tel. 081-454-2804, 0-2399-0469

The Result of Calibration

Certification No. 418/24

19 November, 2024

Page : 2 of 2

Standard Ultrasonic Anemometer m/sec	HOOK GAGE NO. 1425			TESTED ANEMOMETER	
	Pressure inches H2O	Vacumm inches H2O	Velocity m/sec	Velocity m/sec	Correction m/sec
1.00	-	-	-	0.9	0.10
3.02	-	-	-	2.7	0.32
5.00	-	-	-	4.9	0.10
7.00	-	-	-	6.8	0.20
9.02	-	-	-	9.0	0.02
11.01	-	-	-	10.8	0.21
13.01	-	-	-	13.0	0.01
15.01	-	-	-	15.0	0.01
17.02	-	-	-	17.0	0.02
20.02	-	-	-	20.0	0.02

Wind Aloft Plotting Board.	
US.DEPARTMENT OF COMMERCE WEATHER BUREAU	
WIND DIRETION	TESTED WIND DIRECTION
0	0
90	90
180	180
270	270


Calibrated by :

Mr. Watcharapol Subwat

Mechanical Engineer

Calibration & Test Section

Meteorological Instruments Bureau





บริษัท เทคโนโลยีสิ่งแวดล้อมไทย จำกัด

Personal Pump Calibration Report

Equipment Type : Personal Pump/Parameter

Equipment Range : 0.1-7.0 V/min

Calibration Range : 0.1-4.0 V/min

Calibration Type : Drycal

Calibration S/N : 4491

[illegible]

Calibration Date 13 / 12 / 67

Calibration By oos

Remark : Uncertainty Type A = σ = SD

\sqrt{n}
 : SD = Standard deviation
 : \bar{X} = Mean



TECHNOLOGY PROMOTION ASSOCIATION (THAILAND-JAPAN)
CORPORATE SERVICES 3: EQUIPMENT CALIBRATION AND TESTING SERVICES
534/4 PATTANAKARN ROAD SOI 18, SUANLUANG, SUANLUANG BANGKOK 10250
TEL.0-2717-3000-29 FAX.0-2719-9484



Certificate of Calibration

Cert.No.: 24MM273

Page.: 1 of 3

Equipment : Electronic Balance
Manufacturer : Mettler Toledo
Model : XP205DR
Serial No. : 1129273885
ID No. : Ins-LAB-035
Submitted by : Thai Environmental Technic Limited
1/6 Soi Ramkhamhaeng 145,
Khwaeng/Khet Saphan Sung,
Bangkok 10240
Location : Balance Room
Received order : 09 April 2024
Calibration Date : 10 April 2024
Ambient Temperature : 15 °C to 40 °C
Relative Humidity : 30 % to 90 %
Calibrated by : Khit Ruttanaprapachai

Approved by :

Kunchit

Approved Signatory

- () Ponpan Paipim
() Suwit Imjai
(✓) Kunchit Promprat

Issue Date :

12 April 2024

The Uncertainties are for a confidence probability of approximately 95%

This certificate may not be reproduced other than in full, except with the prior written
Approval of the head of Corporate Services 3 : Equipment Calibration and Testing Services.



Equipment : Electronic Balance
Condition As-Received : Used Item
Reference : 2404-0113OC-15

Cert.No.: 24MM273

Page: 2 of 3

Procedure used :-

Calibration were conducted using in-house calibration procedure CP-OB01 based on UKAS LAB 14 according to direct measurement method against standard weight.

Condition of this result of calibration

1. Reference standard instruments:-

<u>Instruments</u>	<u>Model</u>	<u>Serial No.</u>	<u>ID No.</u>	<u>Test report No.</u>	<u>Due date</u>
1) Standard Weight Set (E2)	15884	-	70RC138	MM-0020-23	30 Jan 2025

2. This certificate is valid only to the item calibrated on date and place of calibration.
3. This result of calibration was made on requested at the point specified by customer.
4. This certificate is not certified for any commercial transaction.
5. This certification is traceable to the International System of Unit.

Result of calibration () Without Adjustment (*) After Adjustment by Internal Calibration

Range capacity :	0 g to 81 g	Resolution	0.00001 g
	81 g to 220 g	Resolution	0.0001 g

Before Adjustment :

<u>Applied Weight</u> (g)	<u>Balance Reading</u> (g)	<u>Correction</u> (g)	<u>Measurement Uncertainty</u> (± mg)	<u>Coverage Factor</u> (k)
80	79.99997	+0.00003	0.15	2
200	199.9998	+0.0002	0.29	2

After Adjustment :

1. Determination of the standard deviation of weighing machine (n = 10)

<u>Applied Weight</u> (g)	<u>Standard Deviation of Reading (g)</u>
80	0.000016
200	0.00005



Equipment : Electronic Balance
Condition As-Received : Used Item
Reference : 2404-0113OC-15

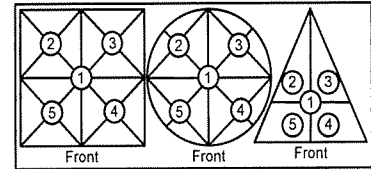
Cert.No.: 24MM273

Page: 3 of 3

Result of calibration

2. Effect of off center loading

A mass of 100 g was placed at various positions on the pan. The weighing machine reading error obtained is given in the table



Maximum difference between off-center and central loading

Position 1 (g)	Position 2 (g)	Position 3 (g)	Position 4 (g)	Position 5 (g)	(g)
+0.0001	+0.0001	0.0000	0.0000	+0.0002	0.0001

3. Departure from nominal value

<u>Applied Weight</u> (g)	<u>Balance Reading</u> (g)	<u>Correction</u> (g)	<u>Measurement Uncertainty</u> (\pm mg)	<u>Coverage Factor</u> (k)
Unload	0.00000	0.00000	0.028	2.28
0.01	0.00999	+0.00001	0.029	2.28
0.05	0.04999	+0.00001	0.029	2.23
1	0.99999	+0.00001	0.030	2.17
2	1.99999	+0.00001	0.030	2.15
5	4.99999	+0.00001	0.034	2.09
10	10.00000	0.00000	0.036	2.06
20	19.99999	+0.00001	0.045	2
50	49.99999	+0.00001	0.080	2
80	79.99999	+0.00001	0.15	2
200	199.9998	+0.0002	0.29	2

The reported uncertainty of measurement was based on a standard uncertainty multiplied by a coverage factor k , providing a level of confidence of approximately 95 %.

-o0o-



TECHNOLOGY PROMOTION ASSOCIATION (THAILAND-JAPAN)
CORPORATE SERVICES 3: EQUIPMENT CALIBRATION AND TESTING SERVICES
534/4 PATTANAKARN ROAD SOI 18, SUANLUANG, SUANLUANG BANGKOK 10250
TEL.0-2717-3000-29 FAX.0-2719-9484



Certificate of Calibration


Cert.No.: 24CHO574

Page.: 1 of 2

Equipment : pH Meter
Manufacturer : Horiba
Model : LAQUA-PH1300
Serial No. : B06D0012
ID No. : Ins-LAB-026
Condition As-Received: Used Item
Received Date : 30 October 2024
Calibration Date : 30 October 2024
Reference : 2410-0784OC-6
Submitted by : Thai Environmental Technic Limited
1/6 Soi Ramkhamhaeng 145,
Khwaeng/Khet Saphan Sung,
Bangkok 10240

Calibration Place : Laboratory (Thai Environmental Technic Limited)
Ambient Temperature : (25.3 to 24.8) °C (On-Site)
Relative Humidity : (71.7 to 77.5) % (On-Site)
Calibration Procedure : In - house method :
- CP-OCH2 by direct measurement with DC voltage
standard and direct measurement with
certified reference material (CRM)

Calibrated by : Saithip Meangmai

Approved by : 
Approved Signatory

() Unnophol Harachai
(✓) Ponpan Paipim
() Saithip Meangmai

Issue Date : 2 November 2024

The Uncertainties are for a confidence probability of approximately 95%

This certificate may not be reproduced other than in full, except with the prior written
Approval of the head of Corporate Services 3 : Equipment Calibration and Testing Services.



Cert.No.: 24CHO574

Page.: 2 of 2

Condition of this calibration result

1. Reference Standard Instrument

<u>Instrument</u>	<u>Serial No.</u>	<u>ID No.</u>	<u>Cert. No.</u>	<u>Due Date</u>
1) Document Process Calibrator	46530031	130RC098	24E3004	12 Sep 2025
2) Digital Thermometer	307901	70RC137	24I973	01 Sep 2025

- This Certification is traceable to SI Through Technology Promotion Association (Thailand - Japan)

- 2. Certified Reference Materials** : The measurement results are traceable to SI through CPA chem Ltd.,
ANSI-ASQ National Accreditation Board, Accredited No. AR-1835
: The measurement results are traceable to SI through Hach Lenge GmbH Ltd.,
The measurement results are traceable to SI through Hach Lenge GmbH Ltd.,

<u>Buffer Solution</u>	<u>Manufacturer</u>	<u>Lot No.</u>	<u>Exp. date</u>
pH 1.685	CPA chem	1005300	15 June 2026
pH 4.008	CPA chem	1034203	27 Sep 2026
pH 6.876	CPA chem	1005301	15 June 2026
pH 9.174	CPA chem	1005302	15 June 2025
*pH 12.42	Hach Lenge GmbH	C03178	07 June 2026

- 3. This certificate is valid only to the item calibrated on date and place of calibration.**

Calibration Results

Function : mV Measurement

Performing standard curve by Document Process Calibrator at pH (1.7,4,7,10,12)

Unit Under Calibration	Nominal Value	Standard Voltage Input	Actual Reading		Uncertainty of Measurement (\pm mV)	Coverage factor <i>k</i>
	pH	mV	mV	pH		
pH Meter S/N.: V3B1F8H3	1.680	314.73	314.7	1.680	0.058	2.00
	4.000	177.48	177.4	4.000	0.058	2.00
	6.860	8.28	8.3	6.860	0.058	2.00
	7.000	0.00	0.0	7.000	0.058	2.00
	9.180	-128.97	-128.9	9.180	0.058	2.00
	10.000	-177.48	-177.4	10.000	0.058	2.00
	12.000	-295.80	-295.8	12.000	0.058	2.00

Function : pH Measurement

Performing five buffers standard curve by using buffer nominal pH (1.68,4.01,6.86,9.18,12.42)

Unit Under Calibration	Standard pH Buffer Solution	Actual pH Reading	Actual mV Reading (mV)	Uncertainty of pH Measurement (\pm)	Coverage factor <i>k</i>
pH Electrode S/N.: 9X3D0537	1.685	1.679	293.0	0.0074	2.18
	4.008	3.981	154.7	0.0057	2.09
	6.876	6.842	-13.2	0.0075	2.05
	9.174	9.151	-148.8	0.013	2.07
	*12.42	12.423	-337.1	0.059	2.05

Remark - * = Not NSC-ONSC Accredited.

The reported uncertainty of measurement was based on a standard uncertainty multiplied by a coverage factor *k*, providing a level of confidence of approximately 95 %.



TECHNOLOGY PROMOTION ASSOCIATION (THAILAND-JAPAN)
CORPORATE SERVICES 3 : EQUIPMENT CALIBRATION AND TESTING SERVICES

534/4 PATTANAKARN ROAD SOI 18, SUANLUANG, SUANLUANG BANGKOK 10250

TEL. 0-2717-3000-29 FAX. 0-2719-9484

Cert.No.: 24CH140

Page.: 1 of 2

Certificate of Calibration

Equipment :	Conductivity Meter
Manufacturer :	Horiba
Model :	ES-71
Serial No. :	D66G0003
ID No. :	No.3
Condition As-Received:	Used Item
Received Date :	26 January 2024
Calibration Date :	29 January 2024
Reference :	2401-0902DSC-1
Submitted by :	Thai Environmental Technic Limited 1/6 Soi Ramkhamhaeng 145, Khwaeng/Khet Saphan Sung, Bangkok 10240
Ambient Temperature :	(25 ± 2.5) °C
Relative Humidity :	(50 ± 15) %
Calibration Procedure:	In -house method : - CP-CH6 : based on direct measurement with reference material (RM)

Calibrated by : Walalak Sirithean

Approved by :

Warakorn

Approved Signatory

- () Saithip Meangmai
(✓) Warakorn Lerngagtrakul
() Ponpan Paipim

Issue Date : 6 February 2024

The Uncertainties are for a confidence probability of approximately 95%.

This certificate may not be reproduced other than in full, except with the prior written approval of the head of Calibration and Testing Equipment Services.

A 0012884



Cert.No.: 24CH140

Page.: 2 of 2

Condition of this result of calibration

1. Reference Standard Instrument :-

<u>Instrument</u>	<u>Serial No.</u>	<u>ID No.</u>	<u>Certificate No.</u>	<u>Due date</u>
1) Thermometer	9549224	130RC003	231435	10 Apr 2024
- This Certification is traceable to SI Through Technology Promotion Association (Thailand - Japan)				

2. Certified Reference Materials :-

- Conductivity calibration solution, Thermo Scientific (Traceable to NIST)

<u>Conductivity Solution</u>	<u>Manufacturer</u>	<u>Lot No.</u>	<u>Exp. date</u>
84 μ S/cm	Thermo Scientific	193/02	12 May 2024
1.413 mS/cm	Thermo Scientific	392/01	30 Sep 2025
12.88 mS/cm	Thermo Scientific	351/01	03 Sep 2024

- Control Conductivity calibration solution temperature by Water bath (25 ± 0.1) $^{\circ}$ C

3. This certificate is valid only to the item calibrated on date and place of calibration.

Calibration results

Function : Conductivity Measurement

(*) After Adjustment at 1.413 mS/cm

Conductivity Electrode Serial No.: 9C6E0212

Standard Conductivity Solution	Before Adjustment UUC* Reading	After Adjustment UUC* Reading	Uncertainty of Measurement (\pm)	Coverage factor k
84 μ S/cm	90.6 μ S/cm	88.0 μ S/cm	4.3 μ S/cm	2.00
1.413 mS/cm	1.422 mS/cm	1.413 mS/cm	0.015 mS/cm	2.00
12.88 mS/cm	12.54 mS/cm	12.50 mS/cm	0.14 mS/cm	2.00

Remark : - UUC* = Unit Under Calibration

The reported uncertainty of measurement was based on a standard uncertainty multiplied by a coverage factor k , providing a level of confidence of approximately 95 %.

-o0o-

Warakorn

a 1201045



TECHNOLOGY PROMOTION ASSOCIATION (THAILAND-JAPAN)
CORPORATE SERVICES 3: EQUIPMENT CALIBRATION AND TESTING SERVICES
534/4 PATTANAKARN ROAD SOI 18, SUANLUANG, SUANLUANG BANGKOK 10250
TEL.0-2717-3000-29 FAX.0-2719-9484



Certificate of Calibration

Cert.No.: 24MM272

Page.: 1 of 3

Equipment : Electronic Balance

Manufacturer : Mettler Toledo

Model : AB204

Serial No. : 1116392227

ID No. : Ins-LAB-033

Submitted by : Thai Environmental Technic Limited
1/6 Soi Ramkhamhaeng 145,
Khwaeng/Khet Saphan Sung,
Bangkok 10240

Location : Balance Room

Received order : 09 April 2024
Calibration Date : 10 April 2024
Ambient Temperature : 15 °C to 40 °C
Relative Humidity : 30 % to 90 %

Calibrated by : Khit Ruttanaprapachai

Approved by :

Kunchit

Approved Signatory

- () Ponpan Paipim
() Suwit Imjai
(✓) Kunchit Promprat

Issue Date :

12 April 2024

The Uncertainties are for a confidence probability of approximately 95%

This certificate may not be reproduced other than in full, except with the prior written
Approval of the head of Corporate Services 3 : Equipment Calibration and Testing Services.



Equipment : Electronic Balance
Condition As-Received : Used Item
Reference : 2404-0113OC-14

Cert.No.: 24MM272

Page: 2 of 3

Procedure used :-

Calibration were conducted using in-house calibration procedure CP-OB01 based on UKAS LAB 14 according to direct measurement method against standard weight.

Condition of this result of calibration

1. Reference standard instruments:-

<u>Instruments</u>	<u>Model</u>	<u>Serial No.</u>	<u>ID No.</u>	<u>Test report No.</u>	<u>Due date</u>
1) Standard Weight Set (E2)	15884	-	70RC138	MM-0020-23	30 Jan 2025

2. This certificate is valid only to the item calibrated on date and place of calibration.
3. This result of calibration was made on requested at the point specified by customer.
4. This certificate is not certified for any commercial transaction.
5. This certification is traceable to the International System of Unit.

Result of calibration () Without Adjustment (*) After Adjustment by External Calibration

Range capacity : 0 g to 210 g **Resolution** 0.0001 g

Before Adjustment :

<u>Applied Weight</u>	<u>Balance Reading</u>	<u>Correction</u>	<u>Measurement Uncertainty</u>	<u>Coverage Factor</u>
(g)	(g)	(g)	(\pm mg)	(k)
100	100.0000	0.0000	0.19	2
200	200.0001	-0.0001	0.30	2

After Adjustment :

1. Determination of the standard deviation of weighing machine (n = 10)

<u>Applied Weight</u>	<u>Standard Deviation</u>
(g)	<u>of Reading (g)</u>
100	0.00007
200	0.00008



Equipment : Electronic Balance
Condition As-Received : Used Item
Reference : 2404-0113OC-14

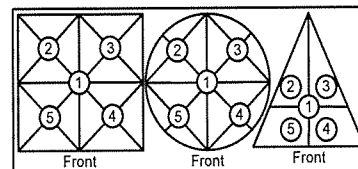
Cert.No.: 24MM272

Page: 3 of 3

Result of calibration

2. Effect of off center loading

A mass of 100 g was placed at various position on the pan. The weighing machine reading error obtained is given in the table



**Maximum difference between
off-center and central loading**
 (g)
 0.0003

Position 1	Position 2	Position 3	Position 4	Position 5
(g)	(g)	(g)	(g)	(g)
0.0000	+0.0001	0.0000	+0.0001	+0.0003

3. Departure from nominal value

<u>Applied Weight</u>	<u>Balance Reading</u>	<u>Correction</u>	<u>Measurement Uncertainty</u>	<u>Coverage Factor</u>
(g)	(g)	(g)	(\pm mg)	(k)
Unload	0.0000	0.0000	0.14	2.11
0.01	0.0101	-0.0001	0.14	2.11
0.1	0.1001	-0.0001	0.14	2.11
0.5	0.5002	-0.0002	0.14	2.11
1	1.0002	-0.0002	0.14	2.11
5	5.0000	0.0000	0.14	2.11
10	10.0001	-0.0001	0.14	2.11
25	25.0000	0.0000	0.15	2.07
50	49.9999	+0.0001	0.15	2.06
100	100.0002	-0.0002	0.19	2
200	200.0002	-0.0002	0.30	2

The reported uncertainty of measurement was based on a standard uncertainty multiplied by a coverage factor k , providing a level of confidence of approximately 95 %.

-o0o-



Certificate of Calibration

Certificate Number : SPR24020097-8

Page : 1 of 3

Customer : Thai Environmental Technic Limited.

1/6 Soi Ramkhamhaeng 145, Khwaeng Saphan Sung, Khet Saphan
Sung, Bangkok 10240, Thailand.

Equipment Name : DO Meter

Manufacturer : Horiba

Model : OM-71G

Serial Number : D75J0012

ID. Number : No.07

Environmental Conditions

Ambient Temperature : $23^{\circ}\text{C} \pm 2^{\circ}\text{C}$ Received Date : 07 Feb 2024

Relative Humidity : $50\% \pm 15\%$ Calibration Date : 09 Feb 2024

Location of Calibration : In-Lab Recommend Due Date : 09 Feb 2025

Calibration Procedure : In-House Method Date of Issue : 10 Feb 2024

Method of Calibration

This certifies that the above instrument was calibrated in compliance with the calibration system requirement of ISO/IEC 17025:2017 in accordance with reference procedure. Standards used to perform this calibration are certified by to NIST or equivalent, National metrology institute, Natural physical constants, consensus standards. The result reported herein apply only to the calibration of the item described above as received. Our decision rule is to contact the customer if the item pass and fail calibration when the results include the uncertainties and the customer must determine if the results meets their needs.

The calibration certificate shall not be reproduced except in full, without written approval of SP Metrology System (Thailand).

Calibrated by : Mr.Sarawut Khitmai

Calibration Officer

Approved by :

(Mr.Yodyaim Chansang)

Authorized Signatory



Calibration Report

Certificate Number : SPR24020097-8

Page : 2 of 3

Reference Standards

Equipment Name	Model	Serial No.	Certificate No.	Due. Date
Zero Oxygen Solution	HI7040L	Lot S0027-23 _	21C31	21 Mar 2028

Traceability

This certification is traceable to the International System of Unit maintained at :
HANNA - Hanna Instruments (Thailand) Ltd.



Result of Calibration

Certificate Number : SPR24020097-8

Page : 3 of 3

Function : Dissolved Oxygen Permanance Test

Unit : mg/L

Actual Standard	UUC Reading	Error	Uncertainty (±)
0.00	0.34	0.34	0.13
8.24	8.72	0.48	0.13

Note :

The result of calibration was found accurate as show on date and place of calibration only.
This Certificate is not certified for any commercial transaction.

Measurement Uncertainty

The reported uncertainty of measurement is the expanded uncertainty obtained by multiplying the standard uncertainty with the coverage factor $k = 2.00$, providing a level of confidence approximately 95%.

- End of Certificate -



TECHNOLOGY PROMOTION ASSOCIATION (THAILAND-JAPAN)
CORPORATE SERVICES 3: EQUIPMENT CALIBRATION AND TESTING SERVICES
534/4 PATTANAKARN ROAD SOI 18, SUANLUANG, SUANLUANG BANGKOK 10250
TEL.0-2717-3000-29 FAX.0-2719-9484



Certificate of Calibration

Cert. No.: 24TM702

Page : 1 of 3

Equipment : BOD Incubator

Manufacturer : Accuplus

Model : i250

Serial No. : 0408-0115-0008

ID No. : Ins-LAB-046

Submitted by : Thai Environmental Technic Limited
1/6 Soi Ramkhamhaeng 145,
Khwaeng/Khet Saphan Sung,
Bangkok 10240

Location : Laboratory (Thai Environmental Technic Limited)

Received Order : 09 April 2024

Calibration Date : 09 April 2024

Ambient Temperature : (26 ± 10) °C

Relative Humidity : (50 ± 30) %

Calibrated by : Khit Ruttanaprapachai

Approved by : 
Approved Signatory

() Ponpan Paipim
() Suwit Imjai
(✓) Kunchit Promprat

Issue Date : 26 April 2024

The Uncertainties are for a confidence probability of approximately 95%

This certificate may not be reproduced other than in full, except with the prior written
Approval of the head of Corporate Services 3 : Equipment Calibration and Testing Services.



Equipment : BOD Incubator
Condition As-Received : Used Item
Reference : 2404-0113OC-11
Procedure Used :-

Cert. No.: 24TM702
Page : 2 of 3

Calibration were conducted using calibration procedure CP-OT02 based on TLAS G-20 according to direct measurement method with Data Acquisition which connected with Resistance Temperature Detector (RTD).

The temperature scale used was based on ITS-90.

Condition of this result of calibration

1. Reference standard instrument:-

<u>Instrument</u>	<u>Serial No.</u>	<u>Cert. No.</u>	<u>Traceable</u>	<u>Due Date</u>
1) Data Acquisition	MY49001451	24LM44	TPA	17 Mar 2025

2. This certificate is valid only to the item calibrated on date and place of calibration.

3. This certification is traceable to the International System of Unit.

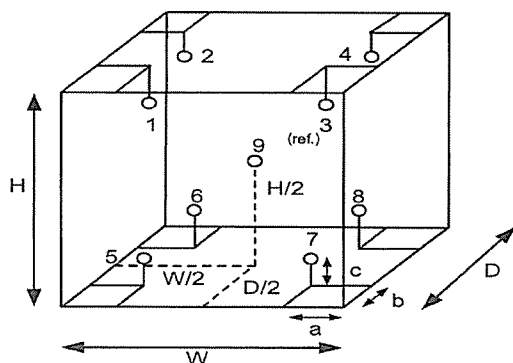
Remark : TPA : Technology Promotion Association (Thailand - Japan)

Result of Calibration :- (*) Without Adjustment

Function of UUC* : Temperature Source

Fresh air setting : Not Available

Environment during calibration		
	Beginning	Finished
Temp. (°C)	24	25
REL.Humid. (%)	50	52
AC Supply (Volt)	221	220



Position :	Ref. Std. ID No.:
1	19RTD-2/1
2	19RTD-2/2
3	19RTD-2/3
4	19RTD-2/4
5	19RTD-2/5
6	24-19RTD-2/6
7	19RTD-2/7
8	19RTD-2/8
9 (ref.)	19RTD-2/9

Probe Installation Details :

a = 10 cm
 b = 10 cm
 c = 10 cm

Dimension of Chamber :

D = 0.48 m
 W = 0.50 m
 H = 1.1 m
 Capacity = 0.26 m³



Equipment : BOD Incubator
Condition As-Received : Used Item
Reference : 2404-0113OC-11
Result of Calibration :- (*) Without Adjustment
Function of UUC* : Temperature Source
Fresh air setting : Not Available

Cert. No.: 24TM702

Page : 3 of 3

Calibration Point (°C)	UUC* Setting (°C)	UUC* Reading (°C)	Temperature stability (± °C)	Temperature uniformity (°C)	Overall Variation (°C)	Coverage Factor <i>k</i>
20.0	20.0	20.0	0.30	0.27	0.77	2

Calibration Point (°C)	Measured Temperature (°C)									Uncertainty (± °C)
	Position									
	1	2	3	4	5	6	7	8	9 (ref.)	
20.0	20.232	20.184	20.129	20.214	20.126	20.102	19.987	20.053	20.128	0.49

Average* : The average of 30 values in each position.

Temperature stability : One-half of the greatest maximum difference of measured temperature at any one sensor.

Temperature uniformity : The maximum difference of measured temperatures at any sensors and the measured temperature at the reference location which are observed at the same time or at as close an observation time as possible to determine the temperature pattern or homogeneity within the chamber under steady-state conditions.

Overall Variation : The Difference of the maximum and minimum measured temperatures throughout observation.

UUC* : Unit Under Calibration

Note : The reported uncertainty of measurement was included stability and excluded uniformity .

The reported uncertainty of measurement was based on a standard uncertainty multiplied by a coverage factor *k* , providing a level of confidence of approximately 95 %.

-o0o-



MAINTENANCE REPORT

OPTIMA 8000

Customer :	บริษัท เทคนิคสิ่งแวดล้อมไทย	Date Tested:	September 27, 2024
	จำกัด	Recommendation Recertification	
Address :	1/6 ขอยรามคำแหง 145,	Period	6 Months
	แขวงสะพานสูง, เขตสะพานสูง,	Recertification Due:	March 26, 2568
	กรุงเทพฯ 10240 TH	Date Last Certified:	March 28, 2024
User Name:	คุณ ธีรพงศ์ โคตะมา	Visit Number:	2 OF 2
Phone:	02-3737799, 081-1303495	TH ONE SOURCE Phone:	081-7316733, 081-1086572
E-mail:	Ketsarin.Chuayphan@eurofinsasia.co	E-mail :	thonesource@gmail.com

CONFIGURATION TESTED

MODEL

OPTIMA 8000

N0772045

SERIAL NUMBER

078S1310024C

1F1380368

TESTED EQUIPMENT

IPV Methods

TEST STANDARD USED

Mixed standard 1/10

Mixed standard 1/100

PE NUMBER

N0691579

N9300221

CUSTOMER SUPPLIED

2 % HNO3

10 % HNO3

COMMENTS

ACCESSORIES/COMPONENT NOT INCLUDED

WinLab32 Version 5.5.0

PN:6150T21E4Q1E



MAINTENANCE REPORT

OPTIMA 8000

SERIAL NUMBER 078S1310024C

DATE TESTED

September 27, 2024

1. MECHANICAL CHECKS

- A. Inspect and clean all fans and filters.
- B. Inspect and replace as necessary, all torch components including the RF Flat coil
- C. Inspect all tubing for sign of clacking or leaking.
- D. Adjust water and gas pressure regulator settings.
- E. Inspect and leak check pneumatics drawers.
- F. Clean the exterior of the instrument.

☐ OK

☐ OK

☐ OK

☐ OK

☐ OK

☐ OK

2. OPTICAL CHECKS

- A. Inspect and clean all optical components.
- B. As required, check and replace all purge filters.
- C. Recheck optical alignment.

☐ OK

☐ OK

☐ OK

3. COOLING SYSTEM CHECKS

- A. Perform preventive maintenance on chiller.
- B. Flush out water the chiller and replace with coolant mix30plus every twelve months

☐ OK

☐ OK

4. PERFORMANCE CHECKS

- A. Torch View Alignment.
- B. Wavelength Calibration.

☐ OK

☐ OK



MAINTENANCE REPORT

OPTIMA 8000

SERIAL NUMBER	<u>078S1310024C</u>	DATE TESTED	<u>September 27, 2024</u>
PARAMETER		SPECIFICATION	FINAL VAULE
Precision			
Zn 213.856		% RSD ≤ 1.0	<u>0.80</u>
Mg 280.260		% RSD ≤ 1.0	<u>0.65</u>
Mg 285.207		% RSD ≤ 1.0	<u>0.96</u>
Ba 455.403		% RSD ≤ 1.0	<u>0.39</u>
Detection Limits: Axial			
		As 193 nm, 3(sd) ≤ 10.0 ppb	<u>8.89</u>
		Se 196 nm, 3(sd) ≤ 5.0 ppb	<u>5</u>
		Tl 190 nm, 3(sd) ≤ 10.0 ppb	<u>8.49</u>
		Pb 220 nm, 3(sd) ≤ 3.0 ppb	<u>3.0</u>
BEC: Axial		Mn 257 nm, ≤ 30 ppb	<u>3.19</u>
Detection Limits: Radial			
		As 193 nm, 3(sd) ≤ 60.0 ppb	<u>3.05</u>
		Zn 213 nm, 3(sd) ≤ 2.0 ppb	<u>0.11</u>
		Mn 257 nm, 3(sd) ≤ 1.0 ppb	<u>0.03</u>
		La 379 nm, 3(sd) ≤ 3.0 ppb	<u>0.16</u>
		Ba 455 nm, 3(sd) ≤ 0.3 ppb	<u>0.03</u>
		Ba 493 nm, 3(sd) ≤ 0.6 ppb	<u>0.04</u>
BEC: Radial		Mn 257 nm, ≤ 30 ppb	<u>6.73</u>
Spectral Resolution: UV			
		As 193 nm, ≤ 0.009	<u>0.00770</u>
		Ni 231 nm, ≤ 0.011	<u>0.00853</u>
		Ni 341 nm, ≤ 0.015	<u>0.01270</u>
Spectral Resolution: VIS			
		Ba 455 nm, ≤ 0.020	<u>0.01617</u>



MAINTENANCE REPORT

OPTIMA 8000

SERIAL NUMBER 078S1310024C

DATE TESTED

September 27, 2024

Remarks :

Commissioning follow as commissioning performance sheets.

Calculate MnBEC = $IB * STD \text{ Conc} / IS - IB$, where standard conc = 1000 ug/L

IB = Intensity of blank

IS = Intensity of Standard

Used Mira Mist Nebulizer

This is to certify that the above tests have been performed and the configuration tested



meets



does not meet

This certificate does not modify PerkinElmer's standard terms and condition of sale, including warranty terms.

Service Department TH One Source Co., Ltd.

Krungchai T.

(**Krungchai Treevichien**)

Customer Support Engineer

=====

Align View XY Axial for analyte Mn 257.610

X-position	Y-position	Intensity
-2.0	15.0	1816338.1
-1.6	15.0	2530610.3
-1.2	15.0	3189278.3
-0.8	15.0	3614260.9
-0.4	15.0	3926066.0
0.0	15.0	3834572.0
0.4	15.0	3678909.6
0.8	15.0	3156679.3
1.2	15.0	2495238.4
1.6	15.0	2541267.5
2.0	15.0	1751387.0
-0.4	10.0	55987.3
-0.4	10.5	85699.0
-0.4	11.0	165498.0
-0.4	11.5	368327.5
-0.4	12.0	678081.3
-0.4	12.5	1199292.7
-0.4	13.0	1786433.0
-0.4	13.5	2906912.3
-0.4	14.0	3839977.9
-0.4	14.5	4759744.0
-0.4	15.0	5401740.9
-0.4	15.5	5841016.4
-0.4	16.0	6008449.1
-0.4	16.5	5567893.2
-0.4	17.0	4510535.5
-0.4	17.5	3802817.9
-0.4	18.0	3001780.4
-0.4	18.5	2146077.0
-0.4	19.0	1316878.0
-0.4	19.5	799272.1
-0.4	20.0	463382.8
-1.2	16.0	4859205.2
-0.8	16.0	5531906.7
-0.4	16.0	5846490.8
0.0	16.0	5683533.7
0.4	16.0	5207908.3
-0.4	14.0	4289105.7
-0.4	14.5	4791674.6
-0.4	15.0	5586702.4
-0.4	15.5	5920442.0
-0.4	16.0	5921171.7
-0.4	16.5	5593601.7
-0.4	17.0	4758747.4
-0.4	17.5	3840338.4
-0.4	18.0	3070470.1

27/9/2567 10:25:06 aligned for analyte Mn 257.610

X viewing position set to -0.4 mm having Peak intensity 5921171.7 for Axial viewing

Y viewing position set to 16.0 mm having Peak intensity 5921171.7 for Axial viewing

=====

Align View X Radial for analyte Mn 257.610

X-position	Y-position	Intensity
-7.0	15.0	49486.2
-6.5	15.0	56575.6
-6.0	15.0	69024.4
-5.5	15.0	83981.4
-5.0	15.0	104895.3
-4.5	15.0	131033.5
-4.0	15.0	163001.2
-3.5	15.0	195402.6
-3.0	15.0	249468.8
-2.5	15.0	342466.5
-2.0	15.0	451795.1
-1.5	15.0	553731.8
-1.0	15.0	667318.0

-0.5	15.0	757255.0
0.0	15.0	767649.3
0.5	15.0	735056.1
1.0	15.0	615631.0
1.5	15.0	471489.5
2.0	15.0	333664.2
2.5	15.0	246754.1
3.0	15.0	208559.5
3.5	15.0	163643.5
4.0	15.0	124333.8
4.5	15.0	98031.2
5.0	15.0	75416.8
5.5	15.0	56950.9
6.0	15.0	42516.0
6.5	15.0	32928.9
7.0	15.0	24783.4

27/9/2567 10:28:26 aligned for analyte Mn 257.610

X viewing position set to 0.0 mm having Peak intensity 767649.3 for Radial viewing
=====

=====
Analysis Begun

Start Time: 27/9/2567 10:48:28
Logged In Analyst: TET
Spectrometer: Optima 8000

Plasma On Time: 27/9/2567 10:17:24
Technique: ICP Continuous
Autosampler: S10

Sample Information File:

Batch ID:

Results Data Set: DLRL_A270924

Results Library: C:\Users\Public\PerkinElmer\ICP\Data\Results\Results.mdb

=====
Method Loaded

Method Name: DLRL-Cal

Method Last Saved: 27/9/2567 10:48:23

IEC File:

MSF File:

Method Description: Calibration for later test

=====
Sequence No.: 1

Sample ID: Calib Blank 1

Autosampler Location:

Date Collected: 27/9/2567 10:48:32

Analyst:

Data Type: Original

Initial Sample Wt:

Initial Sample Vol:

Dilution:

Sample Prep Vol:

Wash Time:

Nebulizer Parameters: Calib Blank 1

Analyte	Back Pressure	Flow
All	187.0 kPa	0.55 L/min

Mean Data: Calib Blank 1

Analyte	Mean Corrected Intensity	Std.Dev.	RSD	Calib Conc. Units
As 193.696	24.2	6.15	25.39%	[0.00] mg/L
Zn 213.857	405.8	9.47	2.33%	[0.00] mg/L
Mn 257.610	454.5	55.73	12.26%	[0.00] mg/L
La 379.478	68.3	4.48	6.55%	[0.00] mg/L
Ba 455.403	12522.9	87.42	0.70%	[0.00] mg/L
Ba 493.408	9724.3	90.69	0.93%	[0.00] mg/L

=====
Sequence No.: 2

Sample ID: Calib Std 1

Autosampler Location:

Date Collected: 27/9/2567 10:52:55

Analyst:

Data Type: Original

Initial Sample Wt:

Initial Sample Vol:

Dilution:

Sample Prep Vol:

Wash Time:

Nebulizer Parameters: Calib Std 1

Analyte	Back Pressure	Flow
All	186.0 kPa	0.55 L/min

Mean Data: Calib Std 1

Analyte	Mean Corrected Intensity	Std.Dev.	RSD	Calib Conc. Units
As 193.696	10332.8	118.28	1.14%	[5.0] mg/L
Zn 213.857	114998.8	1360.71	1.18%	[1.0] mg/L
Mn 257.610	1278603.3	34089.13	2.67%	[1.0] mg/L
La 379.478	276804.5	4517.14	1.63%	[1.0] mg/L
Ba 455.403	698163.6	19112.73	2.74%	[0.1] mg/L
Ba 493.408	525803.8	7197.41	1.37%	[0.1] mg/L

Calibration Summary

As 193.696	1	Lin, Calc Int	-0.0	2067	0.00000	1.000000
Zn 213.857	1	Lin, Calc Int	0.0	115000	0.00000	1.000000
Mn 257.610	1	Lin, Calc Int	0.0	1279000	0.00000	1.000000
La 379.478	1	Lin, Calc Int	0.0	276800	0.00000	1.000000

Ba 455.403	1	Lin, Calc Int	0.0	6982000	0.00000	1.000000
Ba 493.408	1	Lin, Calc Int	0.0	5258000	0.00000	1.000000

```

=====
Sequence No.: 3                      Autosampler Location:
Sample ID: 10% HNO3                 Date Collected: 27/9/2567 10:55:58
Analyst:                            Data Type: Original
Initial Sample Wt:                   Initial Sample Vol:
Dilution:                           Sample Prep Vol:
Wash Time:
=====

```

```

-----
Nebulizer Parameters: 10% HNO3
Analyte      Back Pressure  Flow
All          187.0 kPa     0.55 L/min
-----

```

```

-----
Mean Data: 10% HNO3
=====

```

Analyte	Mean Corrected Intensity	Calib. Conc. Units	Std.Dev.	Sample Conc. Units	Std.Dev.	RSD
As 193.696	988.0	0.5 mg/L	0.29	478.1 g/L	294.98	61.70%
Zn 213.857	485.2	0.0 mg/L	0.00	4.2 g/L	4.00	94.81%
Mn 257.610	1240.6	0.0 mg/L	0.00	1.0 g/L	0.34	34.95%
La 379.478	101.6	0.0 mg/L	0.00	0.4 g/L	0.17	46.17%
Ba 455.403	467.6	0.0 mg/L	0.00	0.1 g/L	0.05	75.51%
Ba 493.408	449.7	0.0 mg/L	0.00	0.1 g/L	0.01	8.86%

```

=====
Method Loaded
Method Name: DLRL-Check              Method Last Saved: 25/2/2543 11:12:48
IEC File:                           MSF File:
Method Description: As-60,Zn-2, Mn1.0,La-3,Ba455-0.3,Ba493-0.6
=====

```

```

=====
Sequence No.: 4                      Autosampler Location:
Sample ID: 2% HNO3                 Date Collected: 27/9/2567 10:59:33
Analyst:                            Data Type: Original
Initial Sample Wt:                   Initial Sample Vol:
Dilution:                           Sample Prep Vol:
Wash Time:
=====

```

```

-----
Nebulizer Parameters: 2% HNO3
Analyte      Back Pressure  Flow
All          186.0 kPa     0.55 L/min
-----

```

```

-----
Mean Data: 2% HNO3
=====

```

Analyte	Mean Corrected Intensity	Calib. Conc. Units	Std.Dev.	Sample Conc. Units	Std.Dev.	RSD
As 193.696	-14.2	-0.0 mg/L	0.00	-6.9 g/L	3.05	44.45%
Zn 213.857	-157.8	-0.0 mg/L	0.00	-1.4 g/L	0.11	7.91%
Mn 257.610	-162.2	-0.0 mg/L	0.00	-0.1 g/L	0.03	24.90%
La 379.478	53.6	0.0 mg/L	0.00	0.2 g/L	0.16	83.90%
Ba 455.403	387.1	0.0 mg/L	0.00	0.1 g/L	0.03	48.81%
Ba 493.408	260.0	0.0 mg/L	0.00	0.0 g/L	0.04	75.57%

=====

Analysis Begun

Start Time: 27/9/2567 11:10:10
 Logged In Analyst: TET
 Spectrometer: Optima 8000

Plasma On Time: 27/9/2567 10:17:24
 Technique: ICP Continuous
 Autosampler: S10

Sample Information File:

Batch ID:
 Results Data Set: DLXL_A270924
 Results Library: C:\Users\Public\PerkinElmer\ICP\Data\Results\Results.mdb

=====

Method Loaded

Method Name: DLXL-Cal

Method Last Saved: 5/10/2552 13:39:33

IEC File:

MSF File:

Method Description: Calibration for later test

=====

Sequence No.: 1

Autosampler Location:

Sample ID: Calib Blank 1

Date Collected: 27/9/2567 11:10:14

Analyst:

Data Type: Original

Initial Sample Wt:

Initial Sample Vol:

Dilution:

Sample Prep Vol:

Wash Time:

Nebulizer Parameters: Calib Blank 1

Analyte	Back Pressure	Flow
All	188.0 kPa	0.55 L/min

Mean Data: Calib Blank 1

Analyte	Mean Corrected		Std.Dev.	RSD	Calib	
	Intensity				Conc.	Units
As 193.696	36.8		3.17	8.62%	[0.00]	g/L
Se 196.026	37.0		0.88	2.37%	[0.00]	g/L
Tl 190.801	-63.7		8.31	13.05%	[0.00]	g/L
Pb 220.353	452.0		5.57	1.23%	[0.00]	g/L

=====

Sequence No.: 2

Autosampler Location:

Sample ID: DL-Standard

Date Collected: 27/9/2567 11:12:44

Analyst:

Data Type: Original

Initial Sample Wt:

Initial Sample Vol:

Dilution:

Sample Prep Vol:

Wash Time:

Nebulizer Parameters: DL-Standard

Analyte	Back Pressure	Flow
All	187.0 kPa	0.55 L/min

Mean Data: DL-Standard

Analyte	Mean Corrected		Std.Dev.	RSD	Calib	
	Intensity				Conc.	Units
As 193.696	8456.7		552.97	6.54%	[1000]	g/L
Se 196.026	746.3		33.45	4.48%	[500]	g/L
Tl 190.801	10699.7		205.35	1.92%	[1000]	g/L
Pb 220.353	23233.1		423.05	1.82%	[500]	g/L

Calibration Summary

Analyte	1	Lin, Calc Int	0.0	8.457	0.00000	1.000000
As 193.696	1	Lin, Calc Int	0.0	1.493	0.00000	1.000000
Se 196.026	1	Lin, Calc Int	0.0	10.70	0.00000	1.000000
Tl 190.801	1	Lin, Calc Int	-0.0	46.47	0.00000	1.000000

=====

Sequence No.: 3

Autosampler Location:

Sample ID: 10% HNO_3

Date Collected: 27/9/2567 11:15:41

Analyst: Data Type: Original
Initial Sample Wt: Initial Sample Vol:
Dilution: Sample Prep Vol:
Wash Time:

Nebulizer Parameters: 10%HNO3

Analyte Back Pressure Flow
All 186.0 kPa 0.55 L/min

Mean Data: 10%HNO3

Analyte	Mean Corrected Intensity	Calib. Conc. Units	Std.Dev.	Sample Conc. Units	Std.Dev.	RSD
As 193.696	91.2	10 g/L	3.00	10 g/L	3.00	27.84%
Se 196.026	41.2	30 g/L	9.83	30 g/L	9.83	35.57%
Tl 190.801	6.5	1 g/L	1.08	1 g/L	1.08	178.82%
Pb 220.353	29.3	1 g/L	0.27	1 g/L	0.27	43.60%

=====
Method Loaded

Method Name: DLXL-Check Method Last Saved: 25/2/2543 10:51:16
IEC File: MSF File:
Method Description: Sample Std.Dev As/Tl <=10 g/l ,Se<=-5 g/l ,Pb<=3 g/l
=====

Sequence No.: 4

Sample ID: 2%HNO3	Autosampler Location:
Analyst:	Date Collected: 27/9/2567 11:18:19
Initial Sample Wt:	Data Type: Original
Dilution:	Initial Sample Vol:
Wash Time:	Sample Prep Vol:

Nebulizer Parameters: 2%HNO3

Analyte Back Pressure Flow
All 188.0 kPa 0.55 L/min

Mean Data: 2%HNO3

Analyte	Mean Corrected Intensity	Calib. Conc. Units	Std.Dev.	Sample Conc. Units	Std.Dev.	RSD
As 193.696	23.1				8.89	38.48%
Se 196.026	54.0				5.00	13.59%
Tl 190.801	-58.5				8.49	14.53%
Pb 220.353	434.8				0.17	4.18%

=====
Method Loaded
Method Name: Precision
IEC File:
Method Description: N=10- 1.0% RSD
Method Last Saved: 22/4/2554 10:20:08
MSF File:

=====
Sequence No.: 3
Sample ID: Precision
Analyst:
Initial Sample Wt:
Dilution:
Wash Time:
Autosampler Location:
Date Collected: 27/9/2567 10:36:22
Data Type: Original
Initial Sample Vol:
Sample Prep Vol:

Nebulizer Parameters: Precision
Analyte Back Pressure Flow
All 188.0 kPa 0.55 L/min

Mean Data: Precision

Analyte	Mean Corrected Intensity	Calib. Conc. Units	Std.Dev.	Sample Conc. Units	Std.Dev.	RSD
Zn 206.200	242436.8				1928.28	0.80%
Mg 280.271	2192985.1				14305.05	0.65%
Mg 285.213	122825.5				1173.82	0.96%
Ba 455.403	5765331.2				22705.37	0.39%



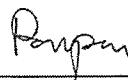
TECHNOLOGY PROMOTION ASSOCIATION (THAILAND-JAPAN)
CORPORATE SERVICES 3: EQUIPMENT CALIBRATION AND TESTING SERVICES
534/4 PATTANAKARN ROAD SOI 18, SUANLUANG, SUANLUANG BANGKOK 10250
TEL.0-2717-3000-29 FAX.0-2719-9484



Certificate of Calibration

Cert.No.: 24CHO222

Page.: 1 of 3

Equipment : Spectrophotometer
Manufacturer : Labtech
Model : Blue Star A
Serial No. : 1606UV1507
ID No. : Ins-LAB-004
Condition As-Received: Used Item
Received Date : 09 April 2024
Calibration Date : 09 April 2024
Reference : 2404-0113OC-2
Submitted by : Thai Environmental Technic Limited
1/6 Soi Ramkhamhaeng 145,
Khwaeng/Khet Saphan Sung,
Bangkok 10240
Calibration Place : Laboratory (Thai Environment Technic Limited)
Ambient Temperature : (29.2 - 31.4) °C (On-Site)
Relative Humidity : (45.2 - 40.3) % (On-Site)
Calibration Procedure : In - house method :
CP-OCH4 based on ASTM E 275-01
Calibrated by : Saithip Meangmai
Approved by : 
Approved Signatory
() Unnophol Harachai
(✓) Ponpan Paipim
() Saithip Meangmai
Issue Date : 17 April 2024

The Uncertainties are for a confidence probability of approximately 95%

This certificate may not be reproduced other than in full, except with the prior written
Approval of the head of Corporate Services 3 : Equipment Calibration and Testing Services.



Cert. No. : 24CHO222

Page : 2 of 3

Condition of calibration result

1. Reference Standard Material :

<u>Material</u>	<u>Serial No.</u>	<u>Certificate No.</u>	<u>Due date</u>
1. Absorbance Standard set	42527	116226	08 Nov 2025
2. Wavelength Standard set	29829	114509	11 Sep 2025
3. Wavelength Standard set	29829	114510	11 Sep 2025
4. Stray Light Standard set	14004	108964	01 Feb 2025

2. This certificate is valid only to the item calibrated on date and place of calibration.

3. This certificate is traceable to the International System of Unit maintained through :

- Starna Scientific Ltd.

4. Spectral BandWidth : 2 nm

Scan Speed : Slow

Calibration Results : without adjustment

Wavelength Accuracy

Certified Values of Reference Material (nm)	UUC Reading (nm)	Uncertainty of Measurement (\pm nm)	Coverage Factor <i>k</i>
361.00	360.6	0.16	2.00
472.47	471.6	0.16	2.00
536.66	536.2	0.16	2.00
748.48	748.4	0.16	2.00
879.27	879.0	0.16	2.00



Cert. No. : 24CHO222

Page : 3 of 3

Calibration Results : without adjustment

Photometric Accuracy

Wavelength (nm)	Certified Values of Reference Material (Abs)	UUC Reading (Abs)	Uncertainty of Measurement (\pm Abs)	Coverage Factor <i>k</i>
420.0	Zero	0.0002	0.0028	2.00
	0.5739	0.5722	0.0028	2.00
	0.7085	0.7074	0.0030	2.00
	1.0169	1.0146	0.0028	2.00
546.1	Zero	-0.0001	0.0028	2.00
	0.5214	0.5211	0.0028	2.00
	0.6935	0.6926	0.0030	2.00
	0.9978	0.9960	0.0028	2.00
635.0	Zero	0.0000	0.0028	2.00
	0.5626	0.5623	0.0028	2.00
	0.7577	0.7570	0.0030	2.00
	1.0946	1.0927	0.0028	2.00

Stray Light

* Straylight at 260.49 nm \pm 0.11 nm	Reading at 260.49 nm \pm 0.11 nm
Abs	2.2284
%T	0.57

Remark

- Each individual filter is measured against the empty filter holder (blank) used to zero the spectrophotometer
- Cut-off wavelength of stray light reference material (Potassium Iodide) at Wavelength
- Result = Pass, If Absorbance > 2.00 Abs and Transmission < 1.0 %T at Wavelength
- * : Not NSC-ONSC Accredited

The reported uncertainty of measurement was based on a standard uncertainty multiplied by a coverage factor *k*, providing a level of confidence of approximately 95 %.

INSTALLATION PERFORMANCE VERIFICATION REPORT

ATOMIC ABSORPTION SPECTROPHOTOMETER MODEL

PinAAcle 900Z

Customer : <u>Thai Environmental</u> <u>Technic Limited.</u> Address : <u>1/6Soi Ramkhamhaeng 145</u> <u>Khwaeng,Khet Saphan Sung</u> <u>Bangkok 10240</u> User Name: <u>K.Pornthip</u> Phone: <u>092-415-0808</u> Fax: <u>02-373-7979</u>	Date Tested: <u>December 27, 2023</u> Recommendation Recertification Period <u>12</u> Months Recertification Due: <u>December 27, 2024</u> Date Last Certified: <u>NA</u> Visit Number: <u>1 of 1</u> PerkinElmer Phone: <u>02-719-6420 ext 206</u> PerkinElmer Fax: <u>02-318-5597</u>
----------------------------------------------------------------------------------------------------------------------------------------------------------------------------------------------------------------------------------------------------------------------------------------------------	-----------------------------------------------------------------------------------------------------------------------------------------------------------------------------------------------------------------------------------------------------------------------------------------------------------------------------------------------------------------------------

CONFIGURATION TESTED		
MODEL <u>PinAAcle 900Z</u>	SERIAL NUMBER <u>PZBS23100902</u>	SOFTWARE <u>Syngistix for AA 5.0.1</u>
TEST STANDARD USED <u>GFAAS Mixed standard</u>	PART NUMBER <u>N9300244</u>	EXPIRATION DATE <u>FEB 28, 2025</u>

INSTALLATION PERFORMANCE VERIFICATION REPORT

ATOMIC ABSORPTION SPECTROPHOTOMETER MODEL

PinAAcle 900Z

SERIAL NUMBER	<u>PZBS23100902</u>	DATE TESTED	<u>December 27, 2023</u>
PARAMETER		SPECIFICATION	ACTUAL VAULE
THGA Tests			
1. Furnace Gas Flows			
	Internal Flow	250 ± 25 mL/min	<u>253</u> mL/min
	External Flow	100 ± 10 mL/min	<u>105</u> mL/min
2. Chromium Baseline Noise (357.87 nm)			
(mesure 5 furnace dry firings without any sample)			
	Baseline ≤ 0.005 Int.Abs		<u>-0.0002</u> Int.Abs
	SD ≤ 0.005 Int.Abs		<u>0.0000</u> int.Abs
3. Chromium Characteristic Mass(m_0) and Precision (357.87 nm)			
(measure 5 furnace firing using 20 ul sample injections of 10 ug/L Cr standard)			
	m_0 Results $6.5 \text{ pg} \pm 1.5 \text{ pg}$		<u>2.7</u> pg/0.0044A-s
	Precision $\leq 2.0\%$		<u>0.94</u> %
4. Copper Characteristic Mass(m_0) and Zeeman Ratio (324.75 nm)			
(measure 5 furnace firing using 20 ul sample injections of 25 ug/L Cu standard)			
	m_0 Results $14.0 \text{ pg} \pm 2.5 \text{ pg}$		<u>10.5</u> pg/0.0044A-s
	Zeeman Ratio 0.58 ± 0.04		<u>0.551</u>

MAINTENANCE REPORT AND CALIBRATION CERTIFICATE

ATOMIC ABSORPTION SPECTROPHOTOMETER MODEL

PinAACle 900Z

SERIAL NUMBER PZBS23100902

DATE TESTED December 27, 2023

Remarks :

Zeeman Ratio = $\frac{\text{Atomic Signal(peak area)}}{\text{Atomic Signal(peak area)+Background Signal(peak area)}}$

= $0.3413/(0.3413+0.2778)$

= 0.551

This is to certify that the above tests have been performed and the configuration tested



meets



does not meet

the PerkinElmer Specifications listed on this certificate.

This certificate does not modify PerkinElmer's standard terms and condition of sale, including warranty terms.

Service Department PerkinElmer Ltd.

Customer Service Engineer: Piyawit Sompanithan

(Piyawit Sompanithan)

Sr.Customer Support Engineer

PerkinElmer TruQ

Atomic Spectroscopy Standard



Certificate of Analysis

PerkinElmer Number: N9300244

Description: GFAAS Mixed Standard

Matrix: 5% HNO₃ / Tr. HF / Tr. Tart. Acid

Lot Number: 60-004CRY1

Certification Date: AUG - - 2023

Expiration Date: FEB 28 2025

* Instrumental Analysis using ICP Spectrometer:

Analyte	Labeled	Measured	SRM	Analyte	Labeled	Measured	SRM
Al	100 µg/mL	100 µg/mL	3101a*	Cu	50.0 µg/mL	50.1 µg/mL	3114*
As	100 µg/mL	101 µg/mL	3103a*	Ni	50.0 µg/mL	50.1 µg/mL	3136*
Pb	100 µg/mL	100 µg/mL	3128*	Cr	20.0 µg/mL	20.0 µg/mL	3112a*
Sb	100 µg/mL	100 µg/mL	3102a*	Fe	20.0 µg/mL	20.0 µg/mL	3126a*
Se	100 µg/mL	100 µg/mL	3149*	Mn	20.0 µg/mL	19.9 µg/mL	3132*
Tl	100 µg/mL	98.6 µg/mL	3158*	Ag	10.0 µg/mL	9.93 µg/mL	3151*
Ba	50.0 µg/mL	50.1 µg/mL	3104a*	Be	5.00 µg/mL	5.05 µg/mL	3105a*
Co	50.0 µg/mL	49.7 µg/mL	3113*	Cd	5.00 µg/mL	5.00 µg/mL	3108*

* - indicates NIST SRM

† - indicates CRM (when NIST SRM is not available)

Reference Multi: Lot# 58-142CR, 56-021CR

Refer to side 2 for details of certification.

Balances are calibrated with weight sets traceable to NIST.

We guarantee that our PerkinElmer TruQ Atomic Spectroscopy Standards are stable and accurate to ±0.5% of certified concentration until the expiration date, provided the standards are kept tightly capped and stored under normal laboratory conditions. This value is the sum of cumulative errors associated with the analytical determinations, pipetting, and diluting to final volume. For these solutions we use high purity acids, ASTM Type I water (18 megohm double deionized), and leached, triple-rinsed bottles. All glassware used is class A.



Certifying Officer:

Y. Parikh

PerkinElmer®

PerkinElmer, Inc.

U.S.A. Tel: 1-203-925-4600

U.S.A. Toll Free: 1-800-762-4000

Visit www.perkinelmer.com/lasoffices for a complete listing of our global offices.



Certificate of Training

This is to certify that

Mr. Piyawit Sompanithan

has successfully completed.

AA PinAAcle 900T,H,Z,F. Service Training

(16 To20 September 2022)

A handwritten signature in black ink, appearing to read 'Gary Tyson', is positioned above the printed name.

A handwritten signature in black ink, appearing to read 'Gary Tyson', is positioned above the printed name.
Gary Tyson

INSTRUCTOR

20 September 2022

Date



MAINTENANCE REPORT

ATOMIC ABSORPTION SPECTROPHOTOMETER MODEL

AAAnalyst 100

Customer :	บริษัท เทคนิคสิ่งแวดล้อมไทย จำกัด	Date Tested:	27-ก.ย.-67
Address :	1/6 ขอยรามคำแหง 145, แขวงสะพานสูง, เขตสะพานสูง, กรุงเทพฯ 10240 TH	Recommendation Recertification Period	6 Months
User Name:	คุณ กิตติศักดิ์ เมืองงาม	Recertification Due:	26-มี.ค.-68
Phone:	02-3737799	Date Last Certified:	28-มี.ค.-67
E-mail:	phorntip.p@tet1995.com	Visit Number:	2 of 2
	Ketsarin.Chuayphin@eurofinsasia.com	TH ONE SOURCE Phone:	081-7316733, 082-1086572
		E-mail:	thonesource@gmail.com

CONFIGURATION TESTED

MODEL	SERIAL NUMBER	SOFTWARE
AAAnalyst 100	040S0110503	AA WinLab 3.2

TEST STANDARD USED	PART NUMBER	
Copper	N9300183	
Filter 0.2 %	MG0-057	



MAINTENANCE REPORT

ATOMIC ABSORPTION SPECTROPHOTOMETER MODEL

AAnalyst 100

SERIAL NUMBER 040S0110503
DATE TESTED
27-ก.ย.-67
1. OPTIC CHECKS

A. Optical alignment condition (if necessary)

☐ OK

B. Condition of Mirrors, Lenses etc. (if necessary)

☐ OK

2. GAS SYSTEM CHECKS

A. Leak test all internal and external gas box joints

☐ OK

B. All gas box safety features

☐ OK

C. Burner system including nebulizer and all o-ring and gasket

☐ OK

D. Drain system (safety)

☐ F

3. ELECTRONICS CHECKS

A. Power Supplies

 + 5.00 Vdc \pm 0.2 Vdc

+ 5.02 Vdc

 + 11.50 Vdc \pm 0.2 Vdc

+ 11.46 Vdc

 + 15.00 Vdc \pm 1.0 Vdc

+14.99 Vdc

 - 15.00 Vdc \pm 1.0 Vdc

-15.06 Vdc

 + 35.00 Vdc \pm 3.0 Vdc

+35.14 Vdc

4. WAVELENGTH ACCURACY TEST

 A. Zn Lamp wavelength 213.9 nm \pm 0.3 nm.

213.88 nm.

 B. Ni Lamp wavelength 232.0 nm \pm 0.3 nm.

232.11 nm.

 C. Cu Lamp wavelength 324.8 nm \pm 0.3 nm.

324.80 nm.



MAINTENANCE REPORT

ATOMIC ABSORPTION SPECTROPHOTOMETER MODEL

AAAnalyst 100

SERIAL NUMBER <u>040S0110503</u>	DATE TESTED <u>27-ก.ย.-67</u>
5. PERFORMANCE TESTS	SPEC. RESULTS
*A. Neutral density filter checks with Copper (324.8 nm)	
Neutral Density Filter 0.2 ± 10%	0.180 <u>0.175</u> Abs.
B. AA Baseline noise test with Copper (324.8 nm)	
Integration time = 0.5 seconds	
Replicates = 99 times	
Standard Deviation ≤ 0.001	<u>0.000</u>
C. Flame sensitivity with Copper (324.8nm)	
(5 mg/L Cu Standard a read time of 10 seconds	
10 replicates, standard burner)	
Stainless steel nebulizer ≥ 0.25	<u>0.32</u> Abs.
%RSD	<u>0.41</u> %
Measured Characteristic Concentration :	<u>0.068</u> mg/L



MAINTENANCE REPORT
ATOMIC ABSORPTION SPECTROPHOTOMETER MODEL
AAAnalyst 100

SERIAL NUMBER 040S0110503DATE TESTED 27-ก.ย.-67

Remarks :

This is to certify that the above tests have been performed and the configuration tested



meets



does not meet

This certificate does not modify PerkinElmer's standard terms and condition of sale,
including warranty terms.

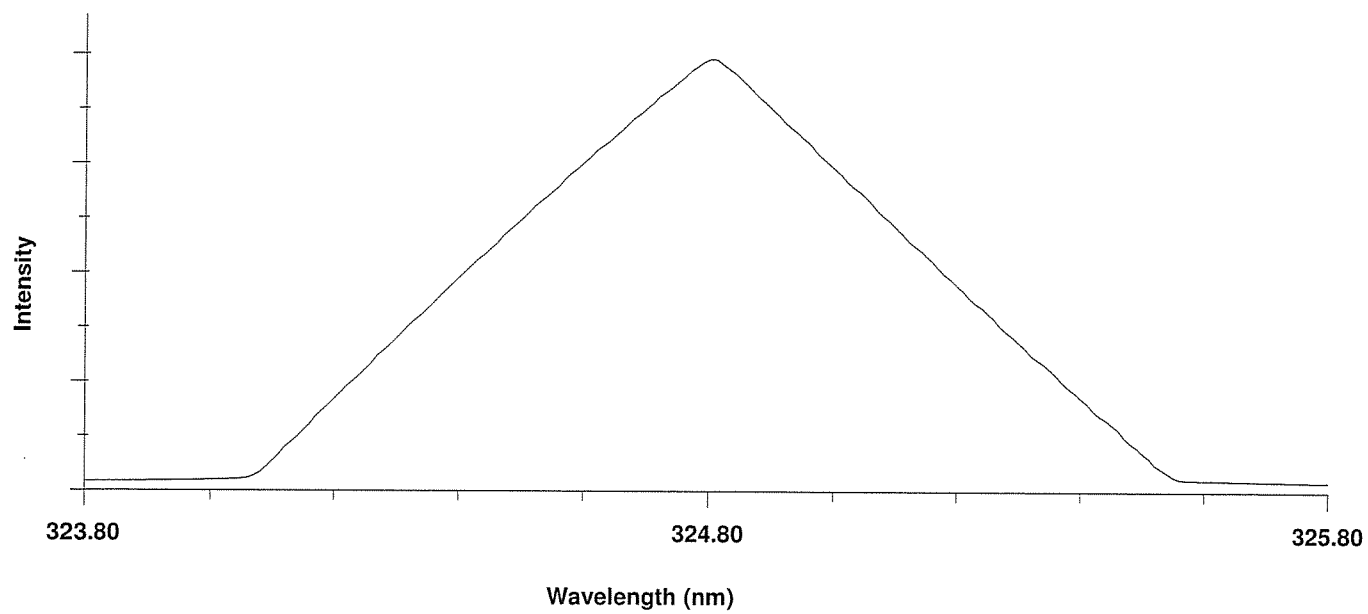
Service Department TH ONE SOURCE CO., LTD.

Krungchai T.

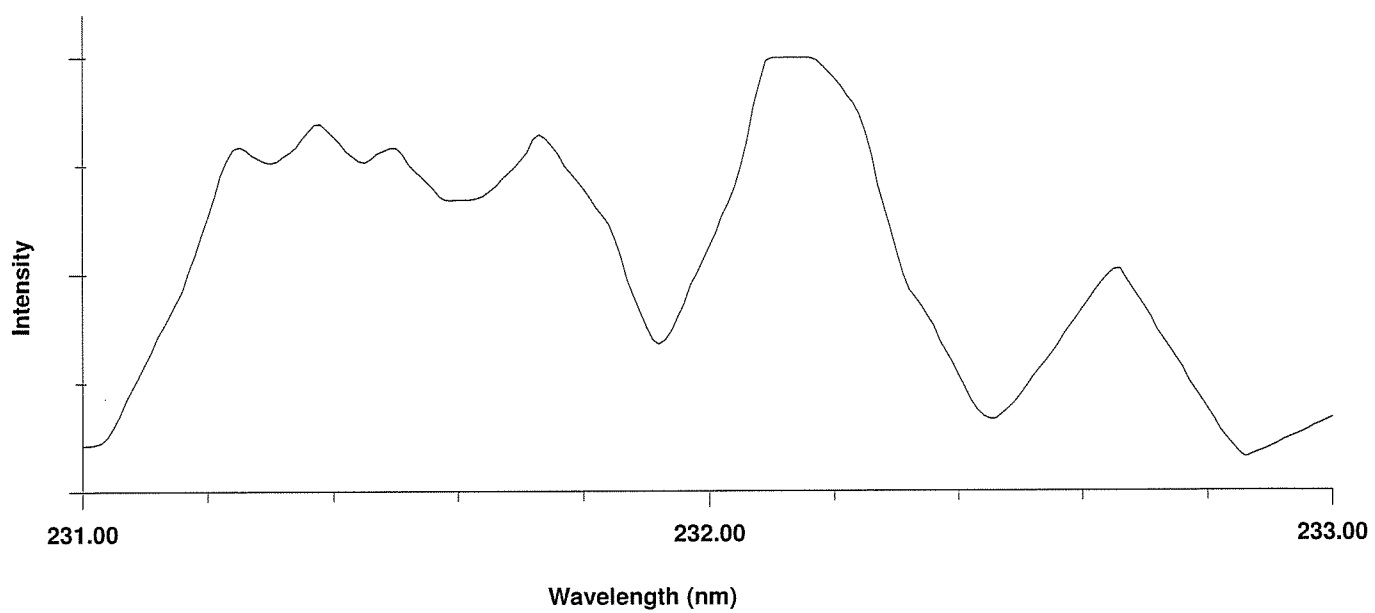
(Krungchai Treevichien)

Customer Support Engineer

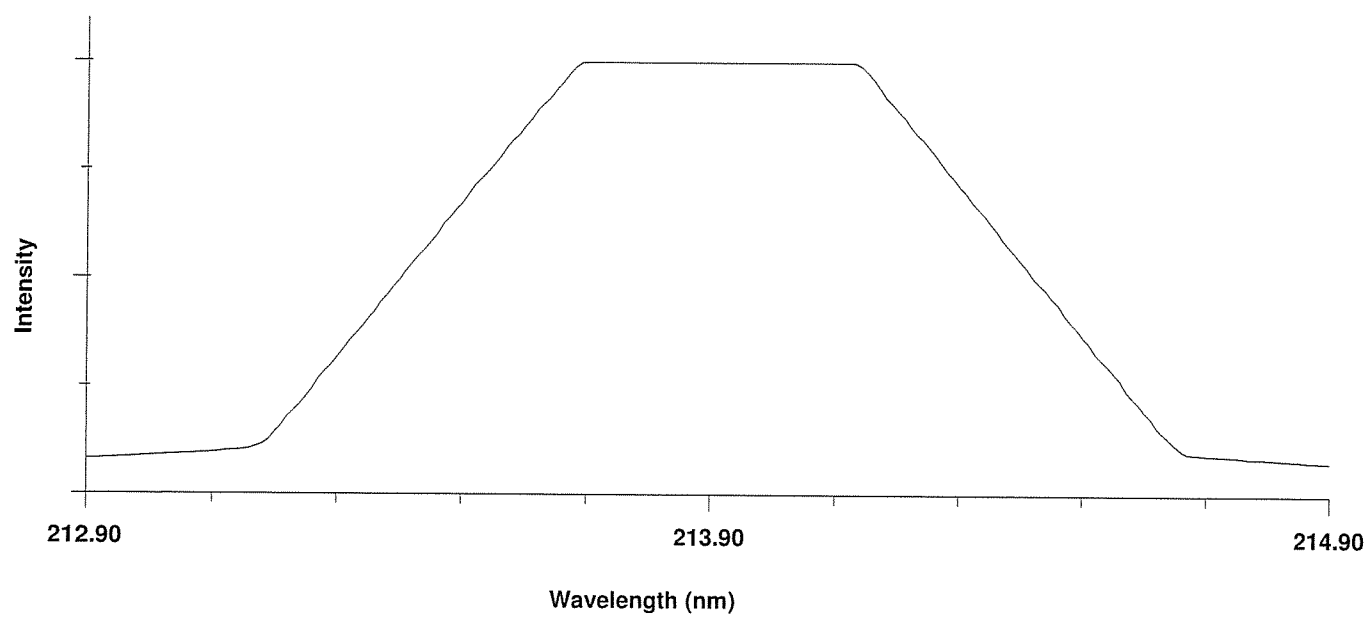
Current Wavelength: 325.80 Peak Wavelength: 324.80



Current Wavelength: 233.00 Peak Wavelength: 232.11



Current Wavelength: 214.90 Peak Wavelength: 213.88



=====

Element: Cu Seq. No.: 4 AS Loc.: --- Date: 09/27/2024

Sample ID: Copper 5 ppm

Repl	SampleConc	StdConc	BlnkCorr	Time
#	mg/L	mg/L	Signal	
1			0.320	00:31:13
2			0.321	00:31:27
3			0.323	00:31:41
4			0.323	00:31:55
5			0.323	00:32:09
6			0.323	00:32:24
7			0.323	00:32:37
8			0.325	00:32:51
9			0.322	00:33:05
10			0.321	00:33:19
Mean:			0.322	
SD :			0.001	
%RSD:			0.41	

Method Name: Cu Baseline Element: Cu
Method Description: Cu BL Noise

Date: 01/01/2002
Technique: Flame Calibration Equation: Zero Intercept: Nonlinear
Wavelength: 324.8 nm Slit Width: 0.70 nm
Lamp Current: 15 Energy: 71
Sample Info File: Untitled Results Data Set:

Element: Cu Seq. No.: 3 AS Loc.: --- Date: 01/01/2002
Sample ID: Sample000

Repl	SampleConc	StdConc	Blncorr	Time
#	mg/L	mg/L	Signal	
1			-0.001	14:06:30
2			-0.001	14:06:32
3			-0.001	14:06:34
4			-0.001	14:06:36
5			-0.001	14:06:38
6			-0.001	14:06:40
7			-0.001	14:06:43
8			-0.001	14:06:45
9			-0.001	14:06:47
10			-0.001	14:06:49
11			-0.001	14:06:51
12			-0.001	14:06:53
13			-0.001	14:06:55
14			-0.001	14:06:57
15			-0.001	14:06:59
16			-0.001	14:07:02
17			-0.001	14:07:04
18			-0.001	14:07:06
19			-0.001	14:07:08
20			-0.001	14:07:10
21			-0.001	14:07:12
22			-0.001	14:07:14
23			-0.001	14:07:17
24			-0.001	14:07:19
25			-0.001	14:07:21
26			-0.001	14:07:23
27			-0.001	14:07:25
28			-0.002	14:07:27
29			-0.002	14:07:29
30			-0.001	14:07:32
31			-0.001	14:07:34
32			-0.001	14:07:37
33			-0.001	14:07:39
34			-0.001	14:07:41
35			-0.001	14:07:43
36			-0.001	14:07:45
37			-0.001	14:07:47
38			-0.001	14:07:49
39			-0.001	14:07:51
40			-0.001	14:07:54
41			-0.001	14:07:56
42			-0.001	14:07:58
43			-0.001	14:08:00
44			-0.002	14:08:02
45			-0.001	14:08:04
46			-0.001	14:08:06
47			-0.001	14:08:08
48			-0.001	14:08:11
49			-0.001	14:08:13
50			-0.001	14:08:15
51			-0.001	14:08:17
52			-0.001	14:08:19
53			-0.001	14:08:21
54			-0.001	14:08:23
55			-0.001	14:08:25
56			-0.002	14:08:28
57			-0.002	14:08:30
58			-0.002	14:08:32
59			-0.001	14:08:35

60	-0.002	14:08:37
61	-0.002	14:08:39
62	-0.002	14:08:41
63	-0.002	14:08:44
64	-0.002	14:08:46
65	-0.001	14:08:48
66	-0.001	14:08:50
67	-0.002	14:08:52
68	-0.001	14:08:54
69	-0.001	14:08:56
70	-0.001	14:08:58
71	-0.002	14:09:01
72	-0.001	14:09:03
73	-0.001	14:09:05
74	-0.001	14:09:07
75	-0.002	14:09:09
76	-0.002	14:09:11
77	-0.002	14:09:13
78	-0.002	14:09:15
79	-0.002	14:09:18
80	-0.002	14:09:20
81	-0.002	14:09:22
82	-0.001	14:09:24
83	-0.001	14:09:26
84	-0.001	14:09:28
85	-0.001	14:09:30
86	-0.002	14:09:32
87	-0.001	14:09:35
88	-0.001	14:09:38
89	-0.001	14:09:40
90	-0.001	14:09:42
91	-0.001	14:09:44
92	-0.001	14:09:46
93	-0.001	14:09:48
94	-0.001	14:09:50
95	-0.001	14:09:53
96	-0.001	14:09:55
97	-0.001	14:09:57
98	-0.001	14:09:59
99	-0.001	14:10:01
Mean:	-0.001	
SD :	0.000	
%RSD:	22.41	



TECHNOLOGY PROMOTION ASSOCIATION (THAILAND-JAPAN)
CORPORATE SERVICES 3: EQUIPMENT CALIBRATION AND TESTING SERVICES
534/4 PATTANAKARN ROAD SOI 18, SUANLUANG, SUANLUANG BANGKOK 10250
TEL.0-2717-3000-29 FAX.0-2719-9484



Certificate of Calibration

Cert. No.: 24TM618

Page : 1 of 3

Equipment : Incubator
Manufacturer : Memmert
Model : INE 500
Serial No. : E505.1143
ID No. : Ins-LAB-042
Submitted by : Thai Environmental Technic Limited
1/6 Soi Ramkhamhaeng 145,
Khwaeng/Khet Saphan Sung,
Bangkok 10240
Location : Bacteria Room
Received Order : 09 April 2024
Calibration Date : 09 - 10 April 2024
Ambient Temperature : (26 ± 10) °C
Relative Humidity : (50 ± 30) %
Calibrated by : Preecha Hlahib

Approved by :

Kunchit

Approved Signatory

() Ponpan Paipim
() Suwit Imjai
(✓) Kunchit Promprat

Issue Date : 12 April 2024

The Uncertainties are for a confidence probability of approximately 95%

This certificate may not be reproduced other than in full, except with the prior written
Approval of the head of Corporate Services 3 : Equipment Calibration and Testing Services.



Equipment : Incubator
Condition As-Received : Used Item
Reference : 2404-0113OC-4

Cert. No.: 24TM618

Page : 2 of 3

Procedure Used :-

Calibration were conducted using calibration procedure CP-OT02 based on TLAS G-20 according to direct measurement method with Data Acquisition which connected with Resistance Temperature Detector (RTD).

The temperature scale used was based on ITS-90.

Condition of this result of calibration

1. Reference standard instrument:-

Instrument	Serial No.	Cert. No.	Traceable	Due Date
1) Data Acquisition	MY49023932	23LM122	TPA	26 Jul 2024

2. This certificate is valid only to the item calibrated on date and place of calibration.

3. This certification is traceable to the International System of Unit.

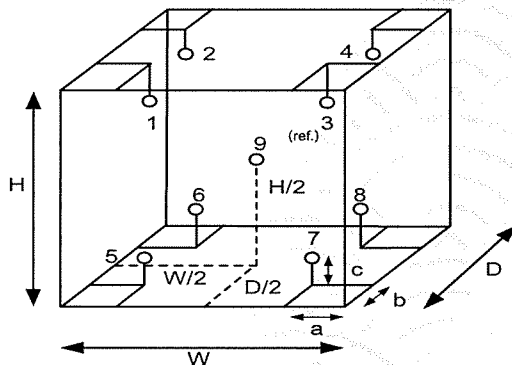
Remark : TPA : Technology Promotion Association (Thailand - Japan)

Result of Calibration :- (*) Without Adjustment

Function of UUC* : Temperature Source

Fresh air setting : Close

Environment during calibration		
	Beginning	Finished
Temp. (°C)	26	26
REL.Humid. (%)	43	46
AC Supply (Volt)	220	222



Position :	Ref. Std. ID No.:
1	20-16RTD-01
2	20-16RTD-02
3	20-16RTD-03
4	23-16RTD-04
5	22-16RTD-05
6	20-16RTD-06
7	20-16RTD-07
8	22-16RTD-08
9 (ref.)	22-16RTD-09

Probe Installation Details :

a = 5.0 cm
b = 5.0 cm
c = 5.0 cm

Dimension of Chamber :

D = 0.40 m
W = 0.56 m
H = 0.48 m
Capacity = 0.11 m³



Equipment : Incubator
Condition As-Received : Used Item
Reference : 2404-0113OC-4
Result of Calibration :- (*) Without Adjustment
Function of UUC* : Temperature Source
Fresh air setting : Close

Cert. No.: 24TM618

Page : 3 of 3

Calibration Point (°C)	UUC* Setting (°C)	UUC* Reading (°C)	Temperature stability (± °C)	Temperature uniformity (°C)	Overall Variation (°C)	Coverage Factor <i>k</i>
35.0	35.0	35.0	0.038	0.35	0.52	2
41.5	41.5	41.5	0.034	0.33	0.43	2
44.5	44.5	44.5	0.076	0.71	0.98	2

Calibration Point (°C)	Measured Temperature (°C)									Uncertainty (± °C)
	Position									
	1	2	3	4	5	6	7	8	9 (ref.)	
35.0	34.863	35.186	35.280	35.237	35.068	35.296	35.068	35.348	35.184	0.30
41.5	41.453	41.676	41.772	41.662	41.703	41.799	41.677	41.856	41.738	0.30
44.5	44.056	44.860	44.953	44.885	44.378	44.776	44.450	44.844	44.733	0.30

Average* : The average of 30 values in each position.

Temperature stability : One-half of the greatest maximum difference of measured temperature at any one sensor.

Temperature uniformity : The maximum difference of measured temperatures at any sensors and the measured temperature at the reference location which are observed at the same time or at as close an observation time as possible to determine the temperature pattern or homogeneity within the chamber under steady-state conditions.

Overall Variation : The Difference of the maximum and minimum measured temperatures throughout observation.

UUC* : Unit Under Calibration

Note : The reported uncertainty of measurement was included stability and excluded uniformity .


The reported uncertainty of measurement was based on a standard uncertainty multiplied by a coverage factor *k*, providing a level of confidence of approximately 95 %.

-o0o-

2025/9/24



Agilent CrossLab Start Up Services Agilent 7890 Gas Chromatograph Preventive Maintenance Checklist



Agilent Preventive Maintenance provides factory recommended service for your analytical instruments to assure reliable operation and the accuracy of your results.

Delivered by highly trained and certified service engineers using genuine Agilent parts and supplies, Agilent Preventive Maintenance provides everything you need to reduce unplanned downtime and keep your systems operating at their peak. This checklist will be completed at the end of the service and provided to you as a record of the preventive maintenance activities.



Introduction

Customer Information

- Customers should provide all necessary operating supplies upon request of the engineer.
- A customer representative should be available to the engineer while performing the preventive maintenance procedures.
- Any parts, not included in the Parts Lists section of this document, are not part of the recommended Preventive Maintenance service, nor are they included in the price of this service.
- If a system requires the use of extra or special procedures and/or parts for the maintenance service, then these must be ordered separately and charged as a repair, which may incur additional costs.

Important Customer Web Links

- For more information about **Agilent Technologies services**, please visit our website using the following URL: <http://www.agilent.com/en-us/products/crosslab-instrument-services/service-repair>
- The **Agilent Community** is an excellent place to get answers, collaborate with others about applications and Agilent products, and find in-depth documents and videos relevant to Agilent technologies. Visit <https://community.agilent.com/welcome>.
- To access **Agilent University**, visit <http://www.agilent.com/crosslab/university/> to learn about training options, which include online, classroom and onsite delivery. A training specialist can work directly with you to help determine your best options.
- A useful **Agilent Resource Center** web page is available, which includes short videos on maintenance, quick lists of consumables for new instruments, and other valuable information. Check out the Resource Page here: <https://www.agilent.com/en-us/agilentresources>.
- Need technical support, FAQs, supplies? – visit our **Support Home page** <http://www.agilent.com/search/support>.
- **Videos** about specific preparation requirements for your instrument can be found by searching the **Agilent YouTube** channel at <https://www.youtube.com/user/agilent>.
- **7890B Manuals** are also available on Agilent.com:
 - **Safety**
https://www.agilent.com/cs/library/usermanuals/public/7890B_Safety.pdf
 - **Installation and First Startup**
https://www.agilent.com/cs/library/usermanuals/Public/7890B_Installation.pdf
 - **Operation Manual**
https://www.agilent.com/cs/library/usermanuals/Public/7890B_Operation.pdf
 - **Maintaining Your GC**
https://www.agilent.com/cs/library/usermanuals/public/G3430-90052%207890B_Maintaining%20Guide.pdf

Service Engineer's Responsibilities

- Contact the customer and ensure that all necessary supplies are available before the preventive maintenance visit.
- ~~Only select those pages that relate to the system or module being serviced.~~
- Complete empty fields with the relevant information.
- Complete the relevant checkboxes in the checklist using either a "X" or tick mark "✓".
- Check "Section not applicable" check boxes to indicate services/tasks not delivered, as appropriate.
- Complete the Preventive Maintenance service in the order of the tasks listed.
- Complete the Service Review section together with the customer.
- Complete the fields for page numbers at the foot of each selected page
- Complete the total number of pages field in the Service Completion section
- ***Ask the customer to sign the Service Completion section including the customer's and your signature.***

Additional Instruction Notes

- Check for any active service notes for this unit. If there are any applicable "Safety" or "Modification Recommended" Service notes, plan to implement the changes on this unit before doing any ~~qualification service.~~
- Do not implement firmware updates, unless you get approval from the customer and are sure that they are compatible with the instrument control software.

System Information

- ☒ Check this box if an instrument configuration report is attached instead of completing the table below.

Instrument System Name and ID	CN16347040
Instrument System Site and Location	Thai Environmental Technic Co., Ltd./Lab

List System Component Product Numbers	List the Serial Numbers of each Component
1. G3440B	CN16343040
2. G4519A	CN16350082
3. G4514A	CN16400014
4.	
5.	
6.	
7.	
8.	
9.	
10.	

Preparation

- ☒ Discuss any specific issues with the customer before starting.
- ☒ Review the instrument logbook for recorded problems and comments.
- ☒ Save instrument control settings before starting the procedure.
- ☒ Perform a general inspection of the system for cleanliness.
- ☒ Check for proper installation of parts, assemblies, sensors etc.
- ☒ Check system for required installation of components, settings as defined by current Service Notes.
- ☒ Check for required firmware updates and verify with customers if they would like them installed.
- ☒ Before starting the following procedures, record the Detector Signal Output(s) in the results table. If the GC is turned OFF or in a service mode, comparing the detector outputs before and after the service is not possible.

Preventive Maintenance Procedure

Clean and inspect GC

- ☒ Unplug power cord from the power source.
- ☒ Open GC covers and vacuum/remove any dust/debris. Pay particular attention to cooling fans.
- ☒ Inspect internal connectors for proper contact and placement.
- ☒ Reconnect Power to the GC. Power the GC on and verify the power on self-test passed.
- ☒ Verify oven motor spins freely and turns on with the oven door closed; off when the door is opened.
- ☒ Verify operation of all other fans - the inlet and EPC cooling fans.
- ☒ Verify oven intake/outlet flap assembly is operating smoothly while heating and cooling the oven

Inlet and detector consumable replacement

- ☒ For the inlets installed, perform inlet maintenance as defined in the 7890 manual – "Maintaining Your GC" - for the inlet(s) installed.
- ☒ Replace the split vent trap cartridge filter on units with these inlets: Split/Splitless Capillary (SSL), Multi-Mode Inlet (MMI), Programmed Temperature Vaporizer (PTV), Volatiles Interface (VI).
- ☒ If the inlet system is used in Split Mode with viscous samples, inspect and clean the split vent tube on the inlet and flush or replace the tubing between the inlet and the split vent trap.
- ☒ If the GC includes a Flame Ionization Detector (FID), replace the jet. If the ignitor shows any buildup of sample or corrosion, replace the ignitor. Examine the FID collector and castle assemblies for contamination – clean as necessary.

Zero Sensors and Leak test

- ☒ Zero all pressure sensors per the procedure in the 7890 "Advanced User Guide".
- ☒ Perform inlet pressure decay test(s) as defined in the 7890 "Troubleshooting Manual".
If the PM is done in preparation for an Operational Qualification, then the pressure decay test defined within that protocol can be used for the PM.
- ☒ Record if test passed or failed in the results table.

ALS Maintenance

- ☐ **Section NOT applicable**
- ☒ Check all cabling and configuration settings between GC, tray, and injectors.
- ☒ Vacuum or remove any dust, especially around fans.
- ☒ Check operation of all fans.
- ☒ Check syringe for smooth plunger operation.
- ☒ Check for smooth operation of the needle support – clean if necessary

Restore Instrument

- ☒ Restore the normal operating conditions or customer method using the Data System.
- ☒ Purge the system with carrier flow for 15 minutes
- ☒ Bake out the system, then restore the normal operating conditions
- ☒ After equilibration, check and record the post PM detector signal output values.
Results should be similar or lower than the detector outputs recorded prior to PM.
- ☒ Perform a chemical checkout. If this is a routine PM, inject the customer's sample using the ALS if applicable. This will act as a final checkout of both the ALS and the GC.

Note: If the PM Service is performed prior to a qualification service, then use the qualification procedure as a guide for final instrument set up and checkout.

Signature Page

Service Review

- ☐ Attach available reports/printouts of all tests to this documentation.
- ☒ Record the Preventive Maintenance service activity in the customer's records/logbook.
- ☒ Update/reset instrument maintenance counters as appropriate.
- ☒ Affix the PM sticker to the system or instrument logbook based on the customer's request.
- ☒ Complete the Service Engineer Comments section if there are additional comments.
- ☒ Review with the customer this service, parts replaced, and test results obtained.
- ☐ If the instrument firmware was updated, record the details of the change in the Service Engineer's Comments box or if necessary, in the customer's IQ records.
- ☐ Supply the customer with a copy of the Smart Alerts flyer.
- ☐ Describe Smart Alerts to the customer.
- ☐ Install Smart Alerts if requested.

7890 GC Test Results Table

Detector Signal Outputs	Before PM Service	After PM Service
Front detector output	N/A	17.6 (FID)
Back detector output	N/A	791.4 (ECD)
AUX detector output	N/A	4.7 (TCD)
Pressure decay test	Expected test result	Actual test result
Front inlet pressure decay test	Pass	Pass
Back inlet pressure decay test	Pass	Pass

7890 Parts List Table

The following kits are recommended for capillary and purged packed inlets. If this is a general PM and the customer has a preferred set of consumables, you may use the customer's consumables.

Part description	Part number	Product or model# where used	Quantity consumed
SSL Capillary Inlet PM kit, Splitless	5188-6497	7890A/B	2
SSL Capillary Inlet PM kit, split	5188-6496	7890A/B	N/A
SSL Capillary Ultra Inert Inlet Gold Seal with Washer	5190-6144	7890A/B	N/A
SSL Capillary Ultra Inert Inlet Splitless Liner - Single taper with Glass Wool	5190-2293	7890A/B	N/A
SSL Capillary Ultra Inert Inlet Low Pressure Drop Split Liner - with Glass Wool	5190-2295	7890A/B	N/A
PP Inlet PM kit	5188-6498	7890A/B	N/A
Split vent trap PM kit, single cartridge (for MMI, PTV & VI)	5188-6495	7890A/B	N/A
MMI Cleaning Kit	G3510-60820	7890A/B	N/A
PTV Septumless Head Rebuild Kit	5182-9747	7890A/B	N/A
PTV Septumless Head Teflon Guide	5182-9748	7890A/B	N/A
Ignitor (glow plug) assembly with O-ring	19231-60680	7890A/B	1
FID Collector Rebuild/Cleaning Kit	G1531-67000	7890A/B	N/A
Standard .011-inch FID Jet for capillary FID base	G1531-80560	7890A/B	N/A
High Temperature .018-inch FID Jet for capillary FID base	G1531-80620	7890A/B	N/A
Standard .018-inch FID Jet for packed column with packed FID base	18710-20119	7890A/B	N/A
Standard .011-inch FID Jet for capillary column with packed/adaptable FID base	19244-80560	7890A/B	1
High Temperature .018-inch FID Jet for capillary column with packed/adaptable FID base	19244-80620	7890A/B	N/A
NPD Jet, universal fit, .011-inch ID	G1534-80580	7890A/B	N/A
NPD Jet, universal fit, .011-inch ID Extended tip	G1534-80590	7890A/B	N/A
SSL Capillary Ultra Inert Inlet Gold Seal with Washer	5190-6144	7890A/B	N/A
SSL Capillary Ultra Inert Inlet Splitless Liner - Single taper with Glass Wool	5190-2293	7890A/B	N/A
**FID Collector Replacement Kit, if needed	G1531-67001	7890A/B	N/A

Service Engineer Comments

If there are any specific points you wish to note as part of performing the service or other items of interest for the customer, please write include them in this box.

Service Completion

Service request number 6007204229 Date service completed 25 Sep 2024
Agilent signature SNT Customer signature Saksorn
Total number of pages in this document 9 pages



Certificate of Calibration

Certificate Number : SPR24040311-1

Page : 1 of 3

Customer : Thai Environmental Technic Limited.

1/6 Soi Ramkhamhaeng 145, Khwaeng Saphan Sung, Khet Saphan
Sung, Bangkok 10240, Thailand.

Equipment Name : Sound Calibrator

Manufacturer : Tenmars

Model : TM-100

Serial Number : 181203570

ID. Number : N/A

Environmental Conditions

Ambient Temperature : $23^{\circ}\text{C} \pm 3^{\circ}\text{C}$

Received Date : 26 Apr 2024

Relative Humidity : $50\% \pm 15\%$

Calibration Date : 26 Apr 2024

Location of Calibration : In-Lab

Recommend Due Date : 26 Apr 2025

Calibration Procedure : In-House Method

Date of Issue : 27 Apr 2024

Method of Calibration

This certifies that the above instrument was calibrated in compliance with the calibration system requirement of ISO/IEC 17025:2017 in accordance with reference procedure. Standards used to perform this calibration are certified by to NIST or equivalent, National metrology institute, Natural physical constants, consensus standards. The result reported herein apply only to the calibration of the item described above as received. Our decision rule is to contact the customer if the item pass and fail calibration when the results include the uncertainties and the customer must determine if the results meets their needs.

The calibration certificate shall not be reproduced except in full, without written approval of SP Metrology System (Thailand).

Calibrated by : Mr.Nanthawat Wanasit

Approved by :

Calibration Officer

(Mr.Prayoon Topart)

Authorized Signatory



Calibration Report

Certificate Number : SPR24040311-1

Page : 2 of 3

Reference Standards

Equipment Name	Model	Serial No.	Certificate No.	Due. Date
Measuring Receiver	8902A	2950A02471	EF-0048-23	14 Nov 2024
AUDIO Analyzer	8903B	3011A09975	EL02442/24	23 Jan 2025

Traceability

This certification is traceable to the International System of Unit maintained at :

NIMT - The National Institute of Metrology, Thailand.

PCAL - Professional Calibration & Services Co.,Ltd



Result of Calibration

Certificate Number : SPR24040311-1

Page : 3 of 3

Function : Sound Level

UUC Setting (dB)	Standard Reading (dB)	Error (dB)	Uncertainty (\pm dB)
94	93.8	0.2	1.5
114	113.6	0.4	1.5

Note :

The result of calibration was found accurate as show on date and place of calibration only.
This Certificate is not certified for any commercial transaction.

Measurement Uncertainty

The reported uncertainty of measurement is the expanded uncertainty obtained by multiplying the standard uncertainty with the coverage factor $k = 2.00$, providing a level of confidence approximately 95%.

- End of Certificate -




Thai Environmental Technic Limited
บริษัท เทคนิกลิ่งแวดล้อมไทย จำกัด


Sound Level Meter Calibration Report

Equipment Type : Sound Level Meter
Calibrator : TENMARS Sound Calibrator TM-100
Standard : IEC 60942
Accuracy : 94.0 ±0.3 dB and 114.0±0.5 dB
Frequency : at 1,000 Hz ±1%
Calibrator Serial NO. : 181203570

Calibration Date : 1-Dec-2024
Barometric pressure (mmHg) : 759.0 mmHg
Temperature (23±3)°C : 25 °C
Relative Humidity(50±15 %) : 50 % RH
Dued Date of Calibrate : 31-Dec-2024

Item	Instrument Calibrated			Reference Acoustic dB	Before Adjust				After Adjust ± dB	Deviation ± dB	Result Calibrate
	Brand	Model	Serial NO.		ครั้งที่ 1	ครั้งที่ 2	ครั้งที่ 3	เฉลี่ย			
21	ACO	6226	070049	94.0	94.3	94.3	94.3	94.3	94.0	0.3	PASS
				114.0	114.2	114.2	114.2	114.2			
23	RION	NL-21	00487676	94.0	94.1	94.1	94.1	94.1	94.0	0.1	PASS
				114.0	114.0	114.0	114.0	114.0			
25	ACO	6226	100098	94.0	93.9	93.9	93.9	93.9	94.0	0.1	PASS
				114.0	113.9	113.9	113.9	113.9			
26	ACO	6226	100099	94.0	93.8	93.8	93.8	93.8	94.0	0.2	PASS
				114.0	113.8	113.8	113.8	113.8			
28	ACO	6226	100101	94.0	94.1	94.1	94.1	94.1	94.0	0.1	PASS
				114.0	114.1	114.1	114.1	114.1			
29	ACO	6226	100102	94.0	94.2	94.2	94.2	94.2	94.0	0.2	PASS
				114.0	114.2	114.2	114.2	114.2			
30	ACO	6226	100106	94.0	94.0	94.0	94.0	94.0	94.0	0.0	PASS
				114.0	114.1	114.1	114.1	114.1			
31	ACO	6226	110098	94.0	94.1	94.1	94.1	94.1	94.0	0.1	PASS
				114.0	114.1	114.1	114.1	114.1			
32	ACO	6226	110105	94.0	93.9	93.9	93.9	93.9	94.0	0.1	PASS
				114.0	114.0	114.0	114.0	114.0			
34	ACO	6226	110099	94.0	93.9	93.9	93.9	93.9	94.0	0.1	PASS
				114.0	113.9	113.9	113.9	113.9			

Calibration By : 

Approve by : 



Thai Environmental Technic Limited
บริษัท เทคโนโลยีสิ่งแวดล้อมไทย จำกัด

Sound Level Meter Calibration Report

Equipment Type : Sound Level Meter
Calibrator : TENMARS Sound Calibrator TM-100
Standard : IEC 60942
Accuracy : 94.0 ±0.3 dB and 114.0 ±0.5 dB
Frequency : at 1,000 Hz ±1%
Calibrator Serial NO. : 181203570

Calibration Date : 1-Dec-2024
Barometric pressure (mmHg) : 759.0 mmHg
Temperature (23±3)°C : 25 °C
Relative Humidity(50±15 %) : 50 % RH
Dued Date of Calibrate : 31-Dec-2024

Item	Instrument Calibrated			Reference Acoustic dB	Before Adjust				After Adjust ± dB	Deviation ± dB	Result Calibrate
	Brand	Model	Serial NO.		ครั้งที่ 1	ครั้งที่ 2	ครั้งที่ 3	เฉลี่ย			
35	ACO	6226	110097	94.0	94.2	94.2	94.2	94.2	94.0	0.2	PASS
				114.0	114.1	114.1	114.1	114.1			
36	ACO	6226	110102	94.0	94.1	94.1	94.1	94.1	94.0	0.1	PASS
				114.0	114.1	114.1	114.1	114.1			
37	ACO	6226	110101	94.0	94.0	94.0	94.0	94.0	94.0	0.0	PASS
				114.0	114.0	114.0	114.0	114.0			
38	ACO	6226	110106	94.0	93.7	93.7	93.7	93.7	94.0	0.3	PASS
				114.0	113.7	113.7	113.7	113.7			
39	ACO	6226	110104	94.0	94.2	94.2	94.2	94.2	94.0	0.2	PASS
				114.0	114.1	114.1	114.1	114.1			
40	ACO	6226	110100	94.0	94.1	94.1	94.1	94.1	94.0	0.1	PASS
				114.0	114.1	114.1	114.1	114.1			
41	ACO	6226	130127	94.0	93.8	93.8	93.8	93.8	94.0	0.2	PASS
				114.0	113.7	113.7	113.7	113.7			
42	ACO	6226	130128	94.0	93.8	93.8	93.8	93.8	94.0	0.2	PASS
				114.0	113.8	113.8	113.8	113.8			
44	ACO	6226	130130	94.0	94.1	94.1	94.1	94.1	94.0	0.1	PASS
				114.0	114.0	114.0	114.0	114.0			
45	ACO	6226	130131	94.0	94.1	94.1	94.1	94.1	94.0	0.1	PASS
				114.0	114.1	114.1	114.1	114.1			

Calibration By : 

Approve by : 




Thai Environmental Technic Limited
บริษัท เทคนิคสิ่งแวดล้อมไทย จำกัด

Sound Level Meter Calibration Report

Equipment Type	: Sound Level Meter	Calibration Date	: 1-Dec-2024
Calibrator	: TENMARS Sound Calibrator TM-100	Barometric pressure (mmHg)	: 759.0 mmHg
Standard	: IEC 60942	Temperature (23±3)°C	: 25 °C
Accuracy	: 94.0 ±0.3 dB and 114.0±0.5 dB	Relative Humidity(50±15 %)	: 50 % RH
Frequency	: at 1,000 Hz ±1%	Dued Date of Calibrate	: 31-Dec-2024
Calibrator Serial NO.	: 181203570		

Item	Instrument Calibrated			Reference Acoustic dB	Before Adjust				After Adjust ± dB	Deviation ± dB	Result Calibrate
	Brand	Model	Serial NO.		ครั้งที่ 1	ครั้งที่ 2	ครั้งที่ 3	เฉลี่ย			
46	ACO	6236	112029	94.0	94.2	94.2	94.2	94.2	94.0	0.2	PASS
				114.0	114.2	114.2	114.2	114.2			
48	ACO	6236	152074	94.0	94.1	94.1	94.1	94.1	94.0	0.1	PASS
				114.0	114.1	114.1	114.1	114.1			
49	ACO	6236	152075	94.0	94.1	94.1	94.1	94.1	94.0	0.1	PASS
				114.0	114.1	114.1	114.1	114.1			
50	ACO	6236	152076	94.0	94.1	94.1	94.1	94.1	94.0	0.1	PASS
				114.0	114.1	114.1	114.1	114.1			
51	ACO	6236	152077	94.0	94.0	94.0	94.0	94.0	94.0	0.0	PASS
				114.0	114.0	114.0	114.0	114.0			
52	ACO	6226	150142	94.0	94.1	94.1	94.1	94.1	94.0	0.1	PASS
				114.0	114.1	114.1	114.1	114.1			
53	ACO	6226	160095	94.0	93.9	93.9	93.9	93.9	94.0	0.1	PASS
				114.0	113.9	113.9	113.9	113.9			
54	ACO	6226	160096	94.0	93.9	93.9	93.9	93.9	94.0	0.0	PASS
				114.0	113.9	113.9	113.9	113.9			
55	ACO	6226	160097	94.0	94.1	94.1	94.1	94.1	94.0	0.1	PASS
				114.0	114.1	114.1	114.1	114.1			
56	ACO	6226	160098	94.0	94.1	94.1	94.1	94.1	94.0	0.2	PASS
				114.0	114.1	114.1	114.1	114.1			

Calibration By : 

Approve by : 




Thai Environmental Technic Limited
บริษัท เทคโนโลยีสิ่งแวดล้อมไทย จำกัด

Sound Level Meter Calibration Report

Equipment Type	: Sound Level Meter	Calibration Date	: 1-Dec-2024
Calibrator	: TENMARS Sound Calibrator TM-100	Barometric pressure (mmHg)	: 759.0 mmHg
Standard	: IEC 60942	Temperature (23±3)°C	: 25 °C
Accuracy	: 94.0 ±0.3 dB and 114.0±0.5 dB	Relative Humidity(50±15 %)	: 50 % RH
Frequency	: at 1,000 Hz ±1%	Dued Date of Calibrate	: 31-Dec-2024
Calibrator Serial NO.	: 181203570		

Item	Instrument Calibrated			Reference Acoustic dB	Before Adjust				After Adjust ± dB	Deviation ± dB	Result Calibrate
	Brand	Model	Serial NO.		ครั้งที่ 1	ครั้งที่ 2	ครั้งที่ 3	เฉลี่ย			
57	ACO	6226	160099	94.0	94.1	94.1	94.1	94.1	94.0	0.1	PASS
				114.0	114.1	114.1	114.1	114.1			
58	ACO	6226	160143	94.0	94.1	94.1	94.1	94.1	94.0	0.2	PASS
				114.0	114.1	114.1	114.1	114.1			
59	ACO	6226	160203	94.0	94.0	94.0	94.0	94.0	94.0	0.0	PASS
				114.0	113.9	113.9	113.9	113.9			
60	ACO	6226	160204	94.0	94.0	94.0	94.0	94.0	94.0	0.0	PASS
				114.0	114.0	114.0	114.0	114.0			
61	ACO	6226	160205	94.0	94.1	94.1	94.1	94.1	94.0	0.1	PASS
				114.0	114.1	114.1	114.1	114.1			
62	ACO	6226	160211	94.0	93.9	93.9	93.9	93.9	94.0	0.1	PASS
				114.0	113.9	113.9	113.9	113.9			
63	ACO	6226	160212	94.0	93.8	93.8	93.8	93.8	94.0	0.2	PASS
				114.0	113.8	113.8	113.8	113.8			
64	ACO	6226	160213	94.0	94.1	94.1	94.1	94.1	94.0	0.1	PASS
				114.0	114.1	114.1	114.1	114.1			
66	ACO	6226	160215	94.0	94.1	94.1	94.1	94.1	94.0	0.1	PASS
				114.0	114.0	114.0	114.0	114.0			
67	ACO	6226	160216	94.0	94.1	94.1	94.1	94.1	94.0	0.1	PASS
				114.0	114.0	114.0	114.0	114.0			

Calibration By : 

Approve by : 



Thai Environmental Technic Limited
บริษัท เทคนิคสิ่งแวดล้อมไทย จำกัด

Sound Level Meter Calibration Report

Equipment Type : Sound Level Meter
Calibrator : TENMARS Sound Calibrator TM-100
Standard : IEC 60942
Accuracy : 94.0 ±0.3 dB and 114.0 ±0.5 dB
Frequency : at 1,000 Hz ±1%
Calibrator Serial NO. : 181203570

Calibration Date : 1-Dec-2024
Barometric pressure (mmHg) : 759.0 mmHg
Temperature (23±3)°C : 25 °C
Relative Humidity(50±15 %) : 50 % RH
Dued Date of Calibrate : 31-Dec-2024

Item	Instrument Calibrated			Reference Acoustic dB	Before Adjust				After Adjust ± dB	Deviation ± dB	Result Calibrate
	Brand	Model	Serial NO.		ครั้งที่ 1	ครั้งที่ 2	ครั้งที่ 3	เฉลี่ย			
68	ACO	6236	222036	94.0	94.0	94.0	94.0	94.0	94.0	0.0	PASS
				114.0	114.0	114.0	114.0	114.0			
69	ACO	6236	222037	94.0	94.0	94.0	94.0	94.0	94.0	0.0	PASS
				114.0	114.0	114.0	114.0	114.0			
70	ACO	6236	222038	94.0	93.9	93.9	93.9	93.9	94.0	0.1	PASS
				114.0	113.9	113.9	113.9	113.9			
71	ACO	6236	222039	94.0	94.0	94.0	94.0	94.0	94.0	0.0	PASS
				114.0	114.0	114.0	114.0	114.0			
72	ACO	6236	222040	94.0	94.1	94.1	94.1	94.1	94.0	0.1	PASS
				114.0	114.0	114.0	114.0	114.0			
74	ACO	6236	222245	94.0	94.1	94.1	94.1	94.1	94.0	0.1	PASS
				114.0	114.0	114.0	114.0	114.0			
76	ACO	6236	222247	94.0	94.0	94.0	94.0	94.0	94.0	0.0	PASS
				114.0	114.0	114.0	114.0	114.0			

Calibration By : 

Approve by : 



ID LINE : IEC17025



Certificate of Calibration

Certificate Number : SPR24030114-1

Page : 1 of 3

Customer : Thai Environmental Technic Limited.

1/6 Soi Ramkhamhaeng 145, Khwaeng Saphan Sung, Khet Saphan
Sung, Bangkok 10240, Thailand.

Equipment Name : Noise Dose Meter

Manufacturer : SOUNDTEK

Model : ST-130

Serial Number : 220100055

ID. Number : No.35

Environmental Conditions

Ambient Temperature : $23^{\circ}\text{C} \pm 3^{\circ}\text{C}$

Received Date : 08 Mar 2024

Relative Humidity : $50\% \pm 15\%$

Calibration Date : 11 Mar 2024

Location of Calibration : In-Lab

Recommend Due Date : 11 Mar 2025

Calibration Procedure : SP-CPE-04-01

Date of Issue : 12 Mar 2024

Method of Calibration


This certifies that the above instrument was calibrated in compliance with the calibration system requirement of ISO/IEC 17025:2017 in accordance with reference procedure. Standards used to perform this calibration are certified by to NIST or equivalent, National metrology institute, Natural physical constants, consensus standards. The result reported herein apply only to the calibration of the item described above as received. Our decision rule is to contact the customer if the item pass and fail calibration when the results include the uncertainties and the customer must determine if the results meets their needs.

The calibration certificate shall not be reproduced except in full, without written approval of SP Metrology System (Thailand).

Calibrated by : Mr.Karoon Pengsalung

Calibration Officer

Approved by :


(Mr.Prayoon Topart)

Authorized Signatory



ID LINE : IEC17025



Calibration Report

Certificate Number : SPR24030114-1

Page : 2 of 3

Reference Standards

Equipment Name	Model	Serial No.	Certificate No.	Due. Date
Sound Level Calibrator	ST-120	211203773	EEL.BP. 140/0167	26 Jan 2025

Traceability

This certification is traceable to the International System of Unit maintained at :

TISTR - Thailand Institute of Scientific and Technological Research



ID LINE : IEC17025



Result of Calibration

Certificate Number : SPR24030114-1

Page : 3 of 3

Range : 94 to 114 dB

Function : @1kHz

Select A

Unit : dB

Standard Setting	UUC Reading		Error		Uncertainty (±)
	Fast	Slow	Fast	Slow	
94	94.0	94.0	0.0	0.0	0.15
114	114.0	114.0	0.0	0.0	0.15

Select C

Unit : dB

Standard Setting	UUC Reading		Error		Uncertainty (±)
	Fast	Slow	Fast	Slow	
94	94.0	94.0	0.0	0.0	0.15
114	114.0	114.0	0.0	0.0	0.15

Select Z

Unit : dB

Standard Setting	UUC Reading		Error		Uncertainty (±)
	Fast	Slow	Fast	Slow	
94	94.0	94.0	0.0	0.0	0.15
114	114.0	114.0	0.0	0.0	0.15

Note :

The result of calibration was found accurate as show on date and place of calibration only.
This Certificate is not certified for any commercial transaction.

Measurement Uncertainty

The reported uncertainty of measurement is the expanded uncertainty obtained by multiplying the standard uncertainty with the coverage factor $k = 2.00$, providing a level of confidence approximately 95%.

- End of Certificate -



ID LINE : IEC17025



Certificate of Calibration

Certificate Number : SPR24030114-2

Page : 1 of 3

Customer : Thai Environmental Technic Limited.

1/6 Soi Ramkhamhaeng 145, Khwaeng Saphan Sung, Khet Saphan
Sung, Bangkok 10240, Thailand.

Equipment Name : Noise Dose Meter

Manufacturer : SOUNDTEK

Model : ST-130

Serial Number : 220100056

ID. Number : No.36

Environmental Conditions

Ambient Temperature : $23^{\circ}\text{C} \pm 3^{\circ}\text{C}$

Received Date : 08 Mar 2024

Relative Humidity : $50\% \pm 15\%$

Calibration Date : 11 Mar 2024

Location of Calibration : In-Lab

Recommend Due Date : 11 Mar 2025

Calibration Procedure : SP-CPE-04-01

Date of Issue : 12 Mar 2024

Method of Calibration


This certifies that the above instrument was calibrated in compliance with the calibration system requirement of ISO/IEC 17025:2017 in accordance with reference procedure. Standards used to perform this calibration are certified by to NIST or equivalent, National metrology institute, Natural physical constants, consensus standards. The result reported herein apply only to the calibration of the item described above as received. Our decision rule is to contact the customer if the item pass and fail calibration when the results include the uncertainties and the customer must determine if the results meets their needs.

The calibration certificate shall not be reproduced except in full, without written approval of SP Metrology System (Thailand).

Calibrated by : Mr.Karoon Pengsalung

Calibration Officer


Approved by :


(Mr.Prayoon Topart)

Authorized Signatory



ID LINE : IEC17025



Calibration Report

Certificate Number : SPR24030114-2

Page : 2 of 3

Reference Standards

Equipment Name	Model	Serial No.	Certificate No.	Due. Date
Sound Level Calibrator	ST-120	211203773	EEL.BP. 140/0167	26 Jan 2025

Traceability

This certification is traceable to the International System of Unit maintained at :

TISTR - Thailand Institute of Scientific and Technological Research



ID LINE : IEC17025



Result of Calibration

Certificate Number : SPR24030114-2

Page : 3 of 3

Range : 94 to 114 dB

Function : @1kHz

Select A

Unit : dB

Standard Setting	UUC Reading		Error		Uncertainty (±)
	Fast	Slow	Fast	Slow	
94	94.0	94.0	0.0	0.0	0.15
114	114.0	114.0	0.0	0.0	0.15

Select C

Unit : dB

Standard Setting	UUC Reading		Error		Uncertainty (±)
	Fast	Slow	Fast	Slow	
94	94.0	94.0	0.0	0.0	0.15
114	114.0	114.0	0.0	0.0	0.15

Select Z

Unit : dB

Standard Setting	UUC Reading		Error		Uncertainty (±)
	Fast	Slow	Fast	Slow	
94	94.0	94.0	0.0	0.0	0.15
114	114.0	114.0	0.0	0.0	0.15

Note :

The result of calibration was found accurate as show on date and place of calibration only.
This Certificate is not certified for any commercial transaction.

Measurement Uncertainty

The reported uncertainty of measurement is the expanded uncertainty obtained by multiplying the standard uncertainty with the coverage factor $k = 2.00$, providing a level of confidence approximately 95%.

- End of Certificate -



ID LINE : IEC17025



Certificate of Calibration

Certificate Number : SPR24030114-3

Page : 1 of 3

Customer : Thai Environmental Technic Limited.

1/6 Soi Ramkhamhaeng 145, Khwaeng Saphan Sung, Khet Saphan
Sung, Bangkok 10240, Thailand.

Equipment Name : Noise Dose Meter

Manufacturer : SOUNDTEK

Model : ST-130

Serial Number : 220100057

ID. Number : No.37

Environmental Conditions

Ambient Temperature : $23^{\circ}\text{C} \pm 3^{\circ}\text{C}$

Received Date : 08 Mar 2024

Relative Humidity : $50\% \pm 15\%$

Calibration Date : 11 Mar 2024

Location of Calibration : In-Lab

Recommend Due Date : 11 Mar 2025

Calibration Procedure : SP-CPE-04-01

Date of Issue : 12 Mar 2024

Method of Calibration

This certifies that the above instrument was calibrated in compliance with the calibration system requirement of ISO/IEC 17025:2017 in accordance with reference procedure. Standards used to perform this calibration are certified by to NIST or equivalent, National metrology institute, Natural physical constants, consensus standards. The result reported herein apply only to the calibration of the item described above as received. Our decision rule is to contact the customer if the item pass and fail calibration when the results include the uncertainties and the customer must determine if the results meets their needs.

The calibration certificate shall not be reproduced except in full, without written approval of SP Metrology System (Thailand).

Calibrated by : Mr.Karoon Pengsalung

Approved by :

Calibration Officer

(Mr.Prayoon Topart)

Authorized Signatory



ID LINE : IEC17025



Calibration Report

Certificate Number : SPR24030114-3

Page : 2 of 3

Reference Standards

Equipment Name	Model	Serial No.	Certificate No.	Due. Date
Sound Level Calibrator	ST-120	211203773	EEL.BP. 140/0167	26 Jan 2025

Traceability

This certification is traceable to the International System of Unit maintained at :

TISTR - Thailand Institute of Scientific and Technological Research



ID LINE : IEC17025



Result of Calibration

Certificate Number : SPR24030114-3

Page : 3 of 3

Range : 94 to 114 dB

Function : @1kHz

Select A

Unit : dB

Standard Setting	UUC Reading		Error		Uncertainty (±)
	Fast	Slow	Fast	Slow	
94	94.0	94.0	0.0	0.0	0.15
114	114.0	114.0	0.0	0.0	0.15

Select C

Unit : dB

Standard Setting	UUC Reading		Error		Uncertainty (±)
	Fast	Slow	Fast	Slow	
94	94.0	94.0	0.0	0.0	0.15
114	114.0	114.0	0.0	0.0	0.15

Select Z

Unit : dB

Standard Setting	UUC Reading		Error		Uncertainty (±)
	Fast	Slow	Fast	Slow	
94	94.0	94.0	0.0	0.0	0.15
114	114.0	114.0	0.0	0.0	0.15

Note :

The result of calibration was found accurate as show on date and place of calibration only.
This Certificate is not certified for any commercial transaction.

Measurement Uncertainty

The reported uncertainty of measurement is the expanded uncertainty obtained by multiplying the standard uncertainty with the coverage factor $k = 2.00$, providing a level of confidence approximately 95%.

- End of Certificate -



ID LINE : IEC17025



Certificate of Calibration

Certificate Number : SPR24020337-4

Page : 1 of 3

Customer : Thai Environmental Technic Limited.

1/6 Soi Ramkhamhaeng 145, Khwaeng Saphan Sung, Khet Saphan
Sung, Bangkok 10240, Thailand.

Equipment Name : Noise Dose Meter

Manufacturer : SOUNDTEK

Model : ST-130

Serial Number : 200300133

ID. Number : No.28

Environmental Conditions

Ambient Temperature : $23\text{ }^{\circ}\text{C} \pm 3\text{ }^{\circ}\text{C}$

Received Date : 21 Feb 2024

Relative Humidity : $50\% \pm 15\%$

Calibration Date : 23 Feb 2024

Location of Calibration : In-Lab

Recommend Due Date : 23 Feb 2025

Calibration Procedure : SP-CPE-04-01

Date of Issue : 24 Feb 2024

Method of Calibration

This certifies that the above instrument was calibrated in compliance with the calibration system requirement of ISO/IEC 17025:2017 in accordance with reference procedure. Standards used to perform this calibration are certified by to NIST or equivalent, National metrology institute, Natural physical constants, consensus standards. The result reported herein apply only to the calibration of the item described above as received. Our decision rule is to contact the customer if the item pass and fail calibration when the results include the uncertainties and the customer must determine if the results meets their needs.

The calibration certificate shall not be reproduced except in full, without written approval of SP Metrology System (Thailand).

Calibrated by : Mr.Karoon Pengsalung

Approved by :

Calibration Officer

(Mr.Nirut Loha)

Authorized Signatory



ID LINE : IEC17025



Calibration Report

Certificate Number : SPR24020337-4

Page : 2 of 3

Reference Standards

Equipment Name	Model	Serial No.	Certificate No.	Due. Date
Sound Level Calibrator	ST-120	211203773	EEL.BP. 140/0167	26 Jan 2025

Traceability

This certification is traceable to the International System of Unit maintained at :

TISTR - Thailand Institute of Scientific and Technological Research



ID LINE : IEC17025



Result of Calibration

Certificate No. : SPR24020337-4

Page : 3 of 3

Range : 94 to 114 dB

Function : @1kHz

Select A

Unit : dB

Standard Setting	UUC Reading		Error		Uncertainty (±)
	Fast	Slow	Fast	Slow	
94	94.0	94.0	0.0	0.0	0.15
114	114.0	114.0	0.0	0.0	0.15

Select C

Unit : dB

Standard Setting	UUC Reading		Error		Uncertainty (±)
	Fast	Slow	Fast	Slow	
94	94.0	94.0	0.0	0.0	0.15
114	113.9	113.9	-0.1	-0.1	0.15

Select Z

Unit : dB

Standard Setting	UUC Reading		Error		Uncertainty (±)
	Fast	Slow	Fast	Slow	
94	94.0	94.0	0.0	0.0	0.15
114	114.0	114.0	0.0	0.0	0.15

Note :

The result of calibration was found accurate as show on date and place of calibration only.
This Certificate is not certified for any commercial transaction.

Measurement Uncertainty

The reported uncertainty of measurement is the expanded uncertainty obtained by multiplying the standard uncertainty with the coverage factor $k = 2.00$, providing a level of confidence approximately 95%.

- End of Certificate -



TECHNOLOGY PROMOTION ASSOCIATION (THAILAND-JAPAN)
CORPORATE SERVICES 3: EQUIPMENT CALIBRATION AND TESTING SERVICES
534/4 PATTANAKARN ROAD SOI 18, SUANLUANG, SUANLUANG, BANGKOK 10250
TEL. 0-2717-3000-24 FAX. 0-2719-9484



Certificate of Calibration

Certificate No. : 24H171

Page : 1 of 2

Equipment : Thermal Environment Monitor

Manufacturer: Quest

Model : QUESTemp 34

Serial No.: TEK060009

ID No.: No.1

Condition As-Received: Used Item

Received Date: 26 January 2024

Calibration Date: 30 January 2024
to 31 January 2024

Reference: 2401-0902DSC

Ambient Temperature: (25 ± 3) °C

Relative Humidity: (50 ± 20) %

This certificate may not be reproduced other than in full,
except with the prior written approval of the head of
Corporate Services 3: Equipment Calibration and Testing Services.

Submitted by: Thai Environmental Technic Limited

1/6 Soi Ramkhamhaeng 145, Khwaeng/Khet Saphan Sung,
Bangkok 10240

Procedure used: Calibration were conducted using in-house calibration procedure CP-H03 according to comparison with
standard temperature probe for temperature measurement function into humidity / temperature chamber.

Condition of this result of calibration

1.Reference standards instruments :

<u>Instrument</u>	<u>Model</u>	<u>Serial No.</u>	<u>Certificate No.</u>	<u>Due Date</u>
1) Handheld Thermometer With Sensor	1521	A5A339	2311238	16 Oct 2024

2.The certificate is valid only to the item calibrated on date and place of calibration.

3.This Certification is traceable to the International System of Unit maintained through:-

-Technology Promotion Association (Thailand-Japan), NSC-ONSC Accredited No. Calibration 0008

Calibrated by : Kraipop Onrat
Issue Date : 01 February 2024

Approved Signatory :

- [✓] Chakrit Waewwanjua
[] Pornthippa Tameyakul
[] Viporn Tantiyawutti

B 0331905



Cert. No.: 24H171

Page.: 2 of 2

Result of Calibration:-

Without Adjustment

Function: Temperature Measurement for WET

<u>Standard</u> <u>Temperature</u> (°C)	<u>UUC*</u> <u>Reading</u> (°C)	<u>Error</u> (°C)	<u>Uncertainty</u> <u>of Measurement</u> (±°C)
20.001	20.3	0.299	0.42
30.013	30.4	0.387	0.42
40.019	40.3	0.281	0.42

Result of Calibration:-

Without Adjustment

Function: Temperature Measurement for DRY

<u>Standard</u> <u>Temperature</u> (°C)	<u>UUC*</u> <u>Reading</u> (°C)	<u>Error</u> (°C)	<u>Uncertainty</u> <u>of Measurement</u> (±°C)
20.001	20.2	0.199	0.42
30.013	30.3	0.287	0.42
40.019	40.4	0.381	0.42

Result of Calibration:-

Without Adjustment

Function: Temperature Measurement for GLOBE

<u>Standard</u> <u>Temperature</u> (°C)	<u>UUC*</u> <u>Reading</u> (°C)	<u>Error</u> (°C)	<u>Uncertainty</u> <u>of Measurement</u> (±°C)
20.002	20.1	0.098	0.42
30.021	30.1	0.079	0.42
40.031	40.0	-0.031	0.42

UUC* : Unit Under Calibration

The reported uncertainty of measurement was base on standard uncertainty multiplied by coverage factor $k = 2.00$, providing confidence level approximately 95%.

-o0o-

a 1199970



TECHNOLOGY PROMOTION ASSOCIATION (THAILAND-JAPAN)
CORPORATE SERVICES 3: EQUIPMENT CALIBRATION AND TESTING SERVICES
534/4 PATTANAKARN ROAD SOI 18, SUANLUANG, SUANLUANG, BANGKOK 10250
TEL. 0-2717-3000-24 FAX. 0-2719-9484



Certificate of Calibration

Certificate No. : 24H562

Page : 1 of 2

Equipment : Thermal Environment Monitor
Manufacturer: JANTYTECH
Model : JT2011-E2A
Serial No.: 3522210145
ID No.: HD 7

This certificate may not be reproduced other than in full,
except with the prior written approval of the head of
Corporate Services 3: Equipment Calibration and Testing Services.

Condition As-Received: Used Item

Received Date: 12 March 2024

Calibration Date: 19 March 2024

Reference: 2403-0381DSC

Submitted by: Thai Environmental Technic Limited

Ambient Temperature: (25 ± 3) °C

Relative Humidity: (50 ± 20) %

1/6 Soi Ramkhamhaeng 145, Khwaeng/Khet Saphan Sung,
Bangkok 10240

Procedure used: Calibration were conducted using in-house calibration procedure CP-H03 according to comparison with
standard temperature probe for temperature measurement function into humidity / temperature chamber.

Condition of this result of calibration

1.Reference standards instruments :

<u>Instrument</u>	<u>Model</u>	<u>Serial No.</u>	<u>Certificate No.</u>	<u>Due Date</u>
1) Handheld Thermometer With Sensor	1521	A5A339	2311238	16 Oct 2024

2.The certificate is valid only to the item calibrated on date and place of calibration.

3.This Certification is traceable to the International System of Unit maintained through:-

-Technology Promotion Association (Thailand-Japan), NSC-ONSC Accredited No. Calibration 0008

Calibrated by : Somchai Dumwor
Issue Date : 25 March 2024

Approved Signatory :

[✓] Chakrit Waewwanjua
[] Pornthippa Tameyakul
[] Unnopphol Harachai

B 0336875



Cert. No.: 24H562

Page.: 2 of 2

Result of Calibration:- Without Adjustment
Function: Temperature Measurement for T_n

<u>Standard Temperature</u> (°C)	<u>UUC* Reading</u> (°C)	<u>Error</u> (°C)	<u>Uncertainty of Measurement</u> (±°C)
19.970	19.8	-0.170	0.42
29.975	29.9	-0.075	0.42
40.004	40.0	-0.004	0.42

Result of Calibration:- Without Adjustment
Function: Temperature Measurement for T_{nw}

<u>Standard Temperature</u> (°C)	<u>UUC* Reading</u> (°C)	<u>Error</u> (°C)	<u>Uncertainty of Measurement</u> (±°C)
19.970	19.8	-0.170	0.42
29.975	29.8	-0.175	0.42
40.004	39.9	-0.104	0.42

Result of Calibration:- Without Adjustment
Function: Temperature Measurement for T_g

<u>Standard Temperature</u> (°C)	<u>UUC* Reading</u> (°C)	<u>Error</u> (°C)	<u>Uncertainty of Measurement</u> (±°C)
19.970	19.8	-0.170	0.42
29.975	29.9	-0.075	0.42
40.004	40.0	-0.004	0.42

UUC* : Unit Under Calibration

The reported uncertainty of measurement was based on standard uncertainty multiplied by coverage factor $k = 2.00$, providing confidence level approximately 95%.

-oOo-

a 1208149



THAILAND INSTITUTE OF SCIENTIFIC AND TECHNOLOGICAL RESEARCH (TISTR)

Request No. 21-67/0566

MTC No. EEL. BP. 1/0867

CALIBRATION CERTIFICATE

Submitted by : THAI ENVIRONMENTAL TECHNIC LIMITED.

Address : 1/6 Soi Ramkhamhaeng 145, Khwaeng/Khet Saphansung, Bangkok, 10240, Thailand.

Calibrated at : Electrical and Electronic Standards Laboratory, Industrial Metrology and Testing Service Centre.
Soi 1C, Bangpoo Industrial Estate, Sukhumvit Rd., Muang, Samutprakan 10280.

Instrument Calibrated :

Description : Sound Calibrator

Manufacturer : Tenmars

Model : TM-100

Serial No. : 180501628

Ambient Environment

Temperature : $(23 \pm 3) ^\circ\text{C}$

Relative Humidity : $(50 \pm 15) \%$

Ambient Pressure : $(101.325 \pm 1.500) \text{ kPa}$

Standards used :

1. Digital Function Synthesizer NF Electronic DF-193A S/N 122037.
2. Measuring Amplifier Bruel&Kjaer 2636 S/N 1537484.
3. Programmable Attenuator Tamagawa TPA-303A S/N OF 2214.
4. Digital Multimeter Agilent 34401A S/N MY44005560.
5. Pressure Transmitter Vaisala PTB202AD S/N T0650001.
6. Audio Analyzer Panasonic VP-7722A S/N 041477D122.
7. Condenser Microphone B&K 4180 S/N 2633526.

Calibration Procedure: CP-102-04 based on IEC 60942-2003. The sound pressure level of instrument was measured by standard microphone using an insert voltage technique.

This instrument has been calibrated against standards maintained at Electrical and Electronic Standards Laboratory (EEL), which are traceable to the International System of Units through the National Institute of Metrology (Thailand).

The information on actual reading is attached herewith and the uncertainty limits quoted refer to the measured values only.

Date of Receipt : 1 Aug. 2024

Date of Calibration : 13 Aug. 2024

1 / 3

The results relate only to the items tested/calibrated or value assigned.

Advertising the Report/Certificate and publicity of the results except in full are prohibited unless written permission is obtained from the governor of TISTR.

FM.BLMTC.002 Rev.5

Head Office

35 Mu 3 Tambon Khlong Ha, Amphoe Khlong Luang,
Changwat Pathumthani 12120, Thailand
Tel. (66) 0 2577 9036
Fax. (66) 0 2577 9009

Office/Laboratory

668 Mu 2 Tambon Bangpoomai, Amphoe Muang Samutprakan,
Changwat Samutprakan 10280, Thailand
Tel. (66) 0 2323 1672-80 ext. 115, 116
(66) 08 3219 9440
E-mail : mtc@tistr.or.th Website : www.tistr.or.th

Office

196 Phahonyothin Road, Ladyao, Chatuchak,
Bangkok 10900, Thailand
Tel. (66) 0 2579 1121-30 ext. 5219, 5225, 5217
(66) 08 1889 6827



THAILAND INSTITUTE OF SCIENTIFIC AND TECHNOLOGICAL RESEARCH (TISTR)

Request No. 21-67/0566

MTC No. EEL. BP. 1/0867

The reported expanded uncertainty is based upon a standard uncertainty multiplied by a coverage factor $k = 2$, providing a level of confidence of approximately 95%.

Nominal Output of Unit Under Test = 94 dB re 20 μ Pa at 1000 Hz

Acoustic Output in dB re 20 μ Pa , Corrected to Reference Conditions : 101.325 kPa , 23.0°C and 50 %RH

1. Sound Pressure Level

Standard Microphone Type	Measured Sound Pressure Level (dB)	Deviated value (dB)	Uncertainty (dB)	Tolerance limit IEC60942:2003 Class 2
1/2 inch Bruel&Kjaer 4180	94.58	0.58	± 0.10	± 0.75 dB

2. Frequency

Standard Microphone Type	Measured Frequency (Hz)	Deviated value (Hz)	Uncertainty (Hz)	Tolerance limit IEC60942:2003 Class 2
1/2 inch Bruel&Kjaer 4180	990.7	-9.3	± 1.5	$\pm 2.0\%$

3. Total distortion

Standard Microphone Type	Measured Total distortion (%)	Uncertainty (%)	Tolerance limit IEC60942:2003 Class 2
1/2 inch Bruel&Kjaer 4180	1.74	± 0.50	$\pm 4.0\%$

Note : 1. No adjustment.

2. The calibrator pressure correction was not included.

3. The microphone volume correction was not included.

Date of Calibration : 13 Aug. 2024

2 / 3
W

The results relate only to the items tested/calibrated or value assigned.

Advertising the Report/Certificate and publicity of the results except in full are prohibited unless written permission is obtained from the governor of TISTR.

FM.BL.MTC.002 Rev.4

Head Office

35 Mu 3 Tambon Khlong Ha, Amphoe Khlong Luang,
Changwat Pathumthani 12120, Thailand
Tel. (66) 0 2577 9000
Fax. (66) 0 2577 9009
E-mail : rumpai@tistr.or.th Website:www.tistr.or.th

Office/Laboratory

Soi 1C, Bangpoo Industrial Estate, Sukhumvit Road,
Amphoe Muang, Changwat Samutprakan 10280, Thailand
Tel. (66) 0 2323 1672-80 ext. 115, 116
Fax. (66) 0 2323 9165
E-mail : mtc@tistr.or.th

Office

196 Phahonyothin Road, Chatuchak, Bangkok 10900,
Thailand
Tel. (66) 0 2579 1121-30 ext. 5219, 5225, 5217
Fax. (66) 0 2579 8592
E-mail : sumalee@tistr.or.th



THAILAND INSTITUTE OF SCIENTIFIC AND TECHNOLOGICAL RESEARCH (TISTR)

Request No. 21-67/0566

MTC No. EEL. BP. 1/0867

Nominal Output of Unit Under Test = 114 dB re 20 μ Pa at 1000 Hz

Acoustic Output in dB re 20 μ Pa, Corrected to Reference Conditions : 101.325 kPa, 23.0 °C and 50 %RH

1. Sound Pressure Level

Standard Microphone Type	Measured Sound Pressure Level (dB)	Deviated value (dB)	Uncertainty (dB)	Tolerance limit IEC60942:2003 Class 2
1/2 inch Bruel&Kjaer 4180	114.61	0.61	± 0.10	± 0.75 dB

2. Frequency

Standard Microphone Type	Measured Frequency (Hz)	Deviated value (Hz)	Uncertainty (Hz)	Tolerance limit IEC60942:2003 Class 2
1/2 inch Bruel&Kjaer 4180	985.9	-14.1	± 1.5	$\pm 2.0\%$

3. Total Distortion

Standard Microphone Type	Measured Total Distortion (%)	Uncertainty (%)	Tolerance limit IEC60942:2003 Class 2
1/2 inch Bruel&Kjaer 4180	3.00	± 0.70	$\pm 4.0\%$

- Note : 1. No adjustment.
2. The calibrator pressure correction was not included.
3. The microphone volume correction was not included.

Calibrated by :

(Mr. Weerachai Deechaiyae)

Approved by :

(Mr. Prawate Kluaypa)

Director

Electrical and Electronic Standards Laboratory

Industrial Metrology and Testing Service Centre

Date of Calibration : 13 Aug. 2024

Date of Issue : 15 Aug. 2024

Ref : 2011267080102854001

End of Certificate

3 / 3

The results relate only to the items tested/calibrated or value assigned.

Advertising the Report/Certificate and publicity of the results except in full are prohibited unless written permission is obtained from the governor of TISTR.

FM.BL.MTC.002 Rev.5

Head Office

35 Mu 3 Tambon Khlong Ha, Amphoe Khlong Luang,
Changwat Pathumthani 12120, Thailand

Tel. (66) 0 2577 9036

Fax. (66) 0 2577 9009

Office/Laboratory

668 Mu 2 Tambon Bangpoomai, Amphoe Muang Samutprakan,
Changwat Samutprakan 10280, Thailand

Tel. (66) 0 2323 1672-80 ext. 115, 116

(66) 08 3219 9440

E-mail : mtc@tistr.or.th Website : www.tistr.or.th

Office

196 Phahonyothin Road, Ladyao, Chatuchak,
Bangkok 10900, Thailand

Tel. (66) 0 2579 1121-30 ext. 5219, 5225, 5217

(66) 08 1889 6827




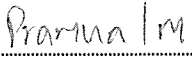
Sound Level Meter Calibration Report

Equipment Type : Sound Level Meter
Calibrator : TENMARS Sound Calibrator TM-100
Standard : IEC 60942
Accuracy : 94.0 ± 0.3 dB and 114.0 ± 0.5 dB
Frequency : at 1,000 Hz $\pm 1\%$
Calibrator Serial NO. : 180501628

Calibration Date : 1-Sep-2024
Barometric pressure (mmHg) : 759.0 mmHg
Temperature (23 ± 3)°C : 25.00 °C
Relative Humidity (50 ± 15 %) : 50.0 % RH
Dued Date of Calibrate : 30-Sep-2024

Item	Instrument Calibrated			Reference Acoustic dB	Before Adjust				After Adjust ± dB	Deviation ± dB	Result Calibrate
	Brand	Model	Serial NO.		ครั้งที่ 1	ครั้งที่ 2	ครั้งที่ 3	เฉลี่ย			
21	ACO	6226	070049	94.0	94.2	94.2	94.2	94.2	94.0	0.2	PASS
				114.0	114.1	114.1	114.1	114.1			
23	RION	NL-21	00487676	94.0	94.2	94.2	94.2	94.2	94.0	0.2	PASS
				114.0	114.2	114.2	114.2	114.2			
25	ACO	6226	100098	94.0	94.1	94.1	94.1	94.1	94.0	0.1	PASS
				114.0	114.0	114.0	114.0	114.0			
26	ACO	6226	100099	94.0	94.1	94.1	94.1	94.1	94.0	0.1	PASS
				114.0	114.1	114.1	114.1	114.1			
28	ACO	6226	100101	94.0	94.2	94.2	94.2	94.2	94.0	0.2	PASS
				114.0	114.2	114.2	114.2	114.2			
29	ACO	6226	100102	94.0	93.8	93.8	93.8	93.8	94.0	0.2	PASS
				114.0	113.7	113.7	113.7	113.7			
30	ACO	6226	100106	94.0	94.1	94.1	94.1	94.1	94.0	0.1	PASS
				114.0	114.1	114.1	114.1	114.1			
31	ACO	6226	110098	94.0	93.9	93.9	93.9	93.9	94.0	0.1	PASS
				114.0	114.0	114.0	114.0	114.0			
32	ACO	6226	110105	94.0	94.0	94.0	94.0	94.0	94.0	0.0	PASS
				114.0	114.0	114.0	114.0	114.0			
34	ACO	6226	110099	94.0	94.1	94.1	94.1	94.1	94.0	0.1	PASS
				114.0	114.0	114.0	114.0	114.0			

Calibration By : 

Approve by : 




Thai Environmental Technic Limited
บริษัท เทคนิคสิ่งแวดล้อมไทย จำกัด

Sound Level Meter Calibration Report

Equipment Type	: Sound Level Meter	Calibration Date	: 1-Sep-2024
Calibrator	: TENMARS Sound Calibrator TM-100	Barometric pressure (mmHg)	: 759.0 mmHg
Standard	: IEC 60942	Temperature (23±3)°C	: 25.00 °C
Accuracy	: 94.0 ±0.3 dB and 114.0±0.5 dB	Relative Humidity(50±15 %)	: 50.0 % RH
Frequency	: at 1,000 Hz ±1%	Dued Date of Calibrate	: 30-Sep-2024
Calibrator Serial NO.	: 180501628		

Item	Instrument Calibrated			Reference Acoustic dB	Before Adjust				After Adjust ± dB	Deviation ± dB	Result Calibrate
	Brand	Model	Serial NO.		ครั้งที่ 1	ครั้งที่ 2	ครั้งที่ 3	เฉลี่ย			
35	ACO	6226	110097	94.0	93.7	93.7	93.7	93.7	94.0	0.3	PASS
				114.0	113.7	113.7	113.7	113.7			
36	ACO	6226	110102	94.0	94.1	94.1	94.1	94.1	94.0	0.1	PASS
				114.0	114.1	114.1	114.1	114.1			
37	ACO	6226	110101	94.0	94.1	94.1	94.1	94.1	94.0	0.1	PASS
				114.0	114.0	114.0	114.0	114.0			
38	ACO	6226	110106	94.0	94.1	94.1	94.1	94.1	94.0	0.1	PASS
				114.0	114.0	114.0	114.0	114.0			
39	ACO	6226	110104	94.0	94.2	94.2	94.2	94.2	94.0	0.2	PASS
				114.0	114.2	114.2	114.2	114.2			
40	ACO	6226	110100	94.0	93.9	93.9	93.9	93.9	94.0	0.1	PASS
				114.0	113.9	113.9	113.9	113.9			
41	ACO	6226	130127	94.0	94.1	94.1	94.1	94.1	94.0	0.1	PASS
				114.0	114.1	114.1	114.1	114.1			
42	ACO	6226	130128	94.0	93.9	93.9	93.9	93.9	94.0	0.1	PASS
				114.0	113.9	113.9	113.9	113.9			
44	ACO	6226	130130	94.0	93.9	93.9	93.9	93.9	94.0	0.1	PASS
				114.0	113.9	113.9	113.9	113.9			
45	ACO	6226	130131	94.0	93.8	93.8	93.8	93.8	94.0	0.2	PASS
				114.0	113.8	113.8	113.8	113.8			

Calibration By : 


Approve by : 



Sound Level Meter Calibration Report

Equipment Type	: Sound Level Meter	Calibration Date	: 1-Sep-2024
Calibrator	: TENMARS Sound Calibrator TM-100	Barometric pressure (mmHg)	: 759.0 mmHg
Standard	: IEC 60942	Temperature (23±3)°C	: 25.00 °C
Accuracy	: 94.0 ±0.3 dB and 114.0±0.5 dB	Relative Humidity(50±15 %)	: 50.0 % RH
Frequency	: at 1,000 Hz ±1%	Dued Date of Calibrate	: 30-Sep-2024
Calibrator Serial NO.	: 180501628		

Item	Instrument Calibrated			Reference Acoustic dB	Before Adjust				After Adjust ± dB	Deviation ± dB	Result Calibrate
	Brand	Model	Serial NO.		ครั้งที่ 1	ครั้งที่ 2	ครั้งที่ 3	เฉลี่ย			
46	ACO	6236	112029	94.0	94.0	94.0	94.0	94.0	94.0	0.0	PASS
				114.0	114.0	114.0	114.0	114.0			
48	ACO	6236	152074	94.0	94.1	94.1	94.1	94.1	94.0	0.1	PASS
				114.0	114.1	114.1	114.1	114.1			
49	ACO	6236	152075	94.0	93.9	93.9	93.9	93.9	94.0	0.1	PASS
				114.0	114.0	114.0	114.0	114.0			
50	ACO	6236	152076	94.0	94.1	94.1	94.1	94.1	94.0	0.1	PASS
				114.0	114.1	114.1	114.1	114.1			
51	ACO	6236	152077	94.0	94.2	94.2	94.2	94.2	94.0	0.2	PASS
				114.0	114.2	114.2	114.2	114.2			
52	ACO	6226	150142	94.0	93.9	93.9	93.9	93.9	94.0	0.1	PASS
				114.0	114.0	114.0	114.0	114.0			
53	ACO	6226	160095	94.0	93.9	93.9	93.9	93.9	94.0	0.1	PASS
				114.0	113.9	113.9	113.9	113.9			
54	ACO	6226	160096	94.0	94.1	94.1	94.1	94.1	94.0	0.1	PASS
				114.0	114.0	114.0	114.0	114.0			
55	ACO	6226	160097	94.0	94.1	94.1	94.1	94.1	94.0	0.1	PASS
				114.0	114.0	114.0	114.0	114.0			
56	ACO	6226	160098	94.0	94.0	94.0	94.0	94.0	94.0	0.0	PASS
				114.0	114.0	114.0	114.0	114.0			

Calibration By : 

Approve by : 



Thai Environmental Technic Limited
บริษัท เทคโนโลยีสิ่งแวดล้อมไทย จำกัด

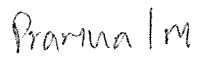
Sound Level Meter Calibration Report

Equipment Type : Sound Level Meter
Calibrator : TENMARS Sound Calibrator TM-100
Standard : IEC 60942
Accuracy : 94.0 ±0.3 dB and 114.0 ±0.5 dB
Frequency : at 1,000 Hz ±1%
Calibrator Serial NO. : 180501628

Calibration Date : 1-Sep-2024
Barometric pressure (mmHg) : 759.0 mmHg
Temperature (23±3)°C : 25.00 °C
Relative Humidity(50±15 %) : 50.0 % RH
Dued Date of Calibrate : 30-Sep-2024

Item	Instrument Calibrated			Reference Acoustic dB	Before Adjust				After Adjust ± dB	Deviation ± dB	Result Calibrate
	Brand	Model	Serial NO.		ครั้งที่ 1	ครั้งที่ 2	ครั้งที่ 3	เฉลี่ย			
57	ACO	6226	160099	94.0	94.1	94.1	94.1	94.1	94.0	0.1	PASS
				114.0	114.0	114.0	114.0	114.0			
58	ACO	6226	160143	94.0	94.0	94.0	94.0	94.0	94.0	0.0	PASS
				114.0	114.0	114.0	114.0	114.0			
59	ACO	6226	160203	94.0	94.1	94.1	94.1	94.1	94.0	0.1	PASS
				114.0	114.1	114.1	114.1	114.1			
60	ACO	6226	160204	94.0	94.1	94.1	94.1	94.1	94.0	0.1	PASS
				114.0	114.0	114.0	114.0	114.0			
61	ACO	6226	160205	94.0	94.0	94.0	94.0	94.0	94.0	0.0	PASS
				114.0	113.9	113.9	113.9	113.9			
62	ACO	6226	160211	94.0	94.2	94.2	94.2	94.2	94.0	0.2	PASS
				114.0	114.2	114.2	114.2	114.2			
63	ACO	6226	160212	94.0	94.0	94.0	94.0	94.0	94.0	0.0	PASS
				114.0	114.0	114.0	114.0	114.0			
64	ACO	6226	160213	94.0	94.1	94.1	94.1	94.1	94.0	0.1	PASS
				114.0	114.0	114.0	114.0	114.0			
66	ACO	6226	160215	94.0	94.0	94.0	94.0	94.0	94.0	0.0	PASS
				114.0	113.9	113.9	113.9	113.9			
67	ACO	6226	160216	94.0	94.0	94.0	94.0	94.0	94.0	0.0	PASS
				114.0	114.0	114.0	114.0	114.0			

Calibration By : 

Approve by : 



Thai Environmental Technic Limited
บริษัท เทคโนโลยีสิ่งแวดล้อมไทย จำกัด

Sound Level Meter Calibration Report

Equipment Type : Sound Level Meter
Calibrator : TENMARS Sound Calibrator TM-100
Standard : IEC 60942
Accuracy : 94.0 ±0.3 dB and 114.0 ±0.5 dB
Frequency : at 1,000 Hz ±1%
Calibrator Serial NO. : 180501628

Calibration Date : 1-Sep-2024
Barometric pressure (mmHg) : 759.0 mmHg
Temperature (23±3)°C : 25.00 °C
Relative Humidity(50±15 %) : 50.0 % RH
Dued Date of Calibrate : 30-Sep-2024

Item	Instrument Calibrated			Reference Acoustic dB	Before Adjust				After Adjust ± dB	Deviation ± dB	Result Calibrate
	Brand	Model	Serial NO.		ครั้งที่ 1	ครั้งที่ 2	ครั้งที่ 3	เฉลี่ย			
68	ACO	6236	222036	94.0	94.0	94.0	94.0	94.0	94.0	0.0	PASS
				114.0	114.0	114.0	114.0	114.0			
69	ACO	6236	222037	94.0	94.0	94.0	94.0	94.0	94.0	0.0	PASS
				114.0	114.0	114.0	114.0	114.0			
70	ACO	6236	222038	94.0	94.1	94.1	94.1	94.1	94.0	0.1	PASS
				114.0	114.1	114.1	114.1	114.1			
71	ACO	6236	222039	94.0	94.0	94.0	94.0	94.0	94.0	0.0	PASS
				114.0	114.0	114.0	114.0	114.0			
72	ACO	6236	222040	94.0	94.1	94.1	94.1	94.1	94.0	0.1	PASS
				114.0	114.1	114.1	114.1	114.1			
74	ACO	6236	222245	94.0	94.0	94.0	94.0	94.0	94.0	0.0	PASS
				114.0	114.0	114.0	114.0	114.0			

Calibration By : 

Approve by : 